



VOICES IN CLOTH

22ND SOUTH AFRICAN INTERNATIONAL

QUILT FESTIVAL

VENUE: EPWORTH SCHOOL PIETERMARITZBURG

4-9 JULY 2024

BERNINA

made to create

SEWING



EMBROIDERY



QUILTING



OVERLOCKING



*Sewing-, embroidery-, quilting and overlocking machines,
all under one umbrella - BERNINA*

Visit the BERNINA stand at the Quilt Festival or your nearest BERNINA dealer or contact
BERNINA head office on 011 726 1800, or write to marketing@berninasas.com or visit
www.bernina.co.za

made to create **BERNINA**

Contents

- 2 About KZNQG and SAQG
- 3 Welcome from KZNQG Chairlady

General Information

- 4 Committee Members
- 7 Main Venue and Map
- 8 Schedule of Events
- 10 Indemnity
- 11 Dates, Cancellation, Ticket Sales
- 12 Admission, Registration, Info Desk
- 13 Special Events
- 14 Special Exhibitions
- 15 Vendors
- 16 Catering
- 19 Accommodation
- 20 Transport and Photography
- 21 Quilt Exhibitions
- 22 The Red Dress
- 23 About Kirstie

Quilt Competitions

- 25 Quilt Competition
- 26 Competition Quilt Categories
- 27 Judged Quilt Awards
- 28 Festival Quilt Competition Jurors
- 29 Festival Quilt Competition Judges

Workshop, Class and Lecture Information

- 33 Workshop Policy
- 34 Workshop Etiquette
- 37 Skill Levels
- 38 Online Video Classes
- 40 Workshop Teachers
- 49 Schedule of Workshops
- 45 Friday, 5 July Workshops
- 56 Saturday, 6 July Workshops
- 62 Sunday, 7 July Workshops
- 70 Monday, 8 July Workshops
- 78 Tuesday, 9 July Workshops
- 85 Schedule of One Hour Classes
- 86 One Hour Classes
- 95 Lunchtime Lectures
- 98 Festival Online Classes



Detailed information is available online at <https://saquiltfest2024.co.za>

Foreword South African Quilters' Guild



In 2024, the South African Quilters' Guild (SAQG) celebrates 35 years of promoting quilt making in South Africa. The 22nd South African Quilt Festival hosted by the KwaZulu-Natal Quilters' Guild (KZNQGG) promises expression through quilting in 'Voices in Cloth'. There is a judged quilt competition and several special exhibitions (both local and international), as well as a range of workshops offering a variety of teaching and learning skills, shopping and comraderie, lectures and free demonstrations. More information is on the SAQG website <https://www.quiltsouthafrica.co.za>

About the KwaZulu-Natal Quilters' Guild



KZNQGG hosted the first National Festival in 1990, and we are the proud hosts for the 22nd South African Quilt Festival in 2024. This year we also celebrate the KZNQGG's 35th birthday. Our aim is to promote, develop and teach quilting skills. As a public benefit organisation (PBO), we aim to promote quilting in an inclusive and fresh way.

We hope to target a younger demographic of quilters by opening their eyes to the artistry and workmanship involved, and to demonstrate how many opportunities there are for this beautiful craft to offer comfort and find voice. KZNQGG alone has 15 affiliated provincial guilds, with membership open to anyone interested in quilting or fabric art in its many forms – from modern and wholecloth to fibre art and traditional piecing and appliqué.

Details are on our website, <https://kznquiltersguild.co.za/>

Welcome from the KZNQG Chairlady

Dear Quilters

It is with great pleasure that the KZN Quilters welcome you to the Voices in Cloth South African International Quilt Festival 2024. I hope that each and every one of you will enjoy your time with us in beautiful KwaZulu-Natal.

Our goal at KZNQG is to unite quilters from all over KZN and to grow what we do in as many ways as possible. For this reason, our theme, 'Voices In Cloth' is very close to our hearts. Every quilt tells a story, whether it is the "See How Much I Love You" that you say by making a quilt for the special people in your life or the "No Means No!" message in that art quilt. It could be the healing that we receive through each stitch as we sew away the pain we experience during those difficult times in our lives.

While you are here with us, please feel free to explore what we have on offer. We have the breathtaking quilt display and several special themed exhibitions, the Red Dress, many interesting workshops and novel one-hour classes that include kits and machines, presented by wonderful teachers. Take a meander around our two vendor spaces. There is something for everyone.

Relax and enjoy your stay with us.

Sue Cameron

Why 'Voices in Cloth'?

Art is a universal language needing no written words to elicit a human response – we like/don't like a painting, a sculpture, a building, fashion, etc, and respond similarly to design, form and colour.

The artist thus speaks without words. Their creation in any field holds intrigue and applause in the frenetic mass-production of the modern era, both for their story and the artisanal dedication to their craft.

The unique nature of each human's DNA and their history form the warp and weft that weave a life experience together, making fabric the perfect echo medium on/with which to tell a story.

Every quilt on exhibit at this festival, and every stitch on the Red Dress, tells a story – take time to 'hear' the Voices in Cloth and enjoy the wonderful stories behind them!

Detailed information is available online at <https://saquiltfest2024.co.za>

Committee Members



CHAIRPERSON
Leanne Stewart

chairperson@saquiltfest2024.co.za



REGISTRATION
Hayley Farrow-Woolridge

registration@saquiltfest2024.co.za



TREASURER
Debbie Becker
treasurer@saquiltfest2024.co.za



FINANCE
Una Mostert
budget.saquiltfest2024@gmail.com




VENDORS
Sarah Tilbury
vendors@saquiltfest2024.co.za



QUILT REGISTRAR
Margie Crookes
registrar@saquiltfest2024.co.za



EXHIBITOR CURATOR, SPECIAL EXHIBITS
Sue Rencken
exhibit@saquiltfest2024.co.za



JUDGES/JURORS
Marline Turner
marline@iafrica.com



CREATIVE DIRECTOR
Lynda Horner
create@saquiltfest2024.co.za



GOODY BAGS, ROSETTES
Hanlie Burger
goodiebags@saquiltfest2024.co.za



FUNDRAISER, SPONSORS
Michelle Lewis
sponsors@saquiltfest2024.co.za



ACCOMMODATION, FUNCTIONS
Loredana Amorim
accommodation@saquiltfest2024.co.za

brother
at your side

Super charge your sewing, quilting and embroidery skills

with the Brother Innov-is
NV2700 Combination
Sewing and Embroidery
Machine and Creative
Quilting Kit Bundle



The 6 piece Creative Quilting Kit comes with:


- Wide Extension Table
- Free Motion Guide Grip
- Open Toe Quilting Foot
- Quilt Foot Guide
- Open Toe Walking Foot
- 1/4" Piecing Foot with Guide

The Creative Quilting Kit (QKF2AP) can be purchased separately.
Visit www.brother.co.za to find out more.

Artspira

Discover an endless source
of creativity with the Brother
Artspira App! Easily edit, create
and design all within the app,
then transfer your creations
wirelessly to your Innov-is
NV2700 Combination Machine.

Scan here to download or visit:



country quilting i

a creative mind is a
happy mind



Shop our extensive collection of ONLY 100% USA-imported cotton at
www.countryquilting.co.za
or contact Marinda on 082 577 8792

Main Venue and Map

The 22nd South African International Quilt Festival venue is Epworth School in Pietermaritzburg.

For the past 125 years, Epworth School has stood as a remarkable institution that has embraced a profound and enduring purpose, built on the pillars of faith, compassion and courage, shaping generations of young minds with unwavering dedication. Epworth stands as a testament to the power of education that inspires individuals to reach their fullest potential, while fostering an atmosphere of inclusivity and unity.

95 Golf Road, Scottsville,
Pietermaritzburg, KZN, South Africa

<https://epworth.co.za/>

<https://goo.gl/maps/rdv3LccU1rmPKQfa9>



Schedule of Events

Thursday 4 July

- 12h00 - 17h00 Registration Desk open
- 12h00 Hostel open
- 12h00 - 17h00 View the Red Dress in the Chapel
- 17h30 - 19h00 Fashion Show and Prizegiving in Haley Hall
- 19h00 - 19h45 Prizegiving mingle and drinks
- 19h45 - 20h45 Prizegiving Dinner in Haley Hall / School dining hall
- 20h45 - 22h00 Opening of Quilt Exhibition

Friday 5 July

- 08h00 - 17h00 Registration Desk open
- 08h00 - 18h00 Vendor Halls open
- 08h00 - 18h00 Quilt Exhibition Hall open
- 08h00 - 17h00 View the Red Dress in the Chapel
- 09h00 - 12h00 Workshops
- 10h30 Workshop teatime
- 12h00 - 14h00 Lunch
- 12h30 - 13h30 **FREE** Bernina Demonstration in the Masterclass

- 12h30 - 13h30 Lunchtime Lectures
- 14h00 - 17h00 Workshops
- 15h30 Workshop teatime
- 18h30 Dinner for boarders
- 19h15 SAQG Teachers' Forum Meeting in Haley Hall

Saturday 6 July

- 08h00 - 17h00 Registration Desk open
- 08h00 - 18h00 Vendor Halls open
- 08h00 - 18h00 Quilt Exhibition Hall open
- 08h00 - 17h00 View the Red Dress in the Chapel
- 09h00 - 12h00 Workshops
- 10h30 Workshop teatime
- 12h00 - 14h00 Lunch
- 12h30 - 13h30 **FREE** Bernina Demonstration in the Masterclass
- 12h30 - 13h30 Lunchtime Lectures
- 14h00 - 17h00 Workshops
- 15h30 Workshop teatime
- 18h30 Dinner for boarders

*"The body of a man is very small compared with the spirit that inhabits it."
African oral tradition*

Sunday 7 July

- 08h00 - 17h00 Registration Desk open
- 08h00 - 18h00 Vendor Halls open
- 08h00 - 18h00 Quilt Exhibition Hall open
- 08h00 - 17h00 View the Red Dress in the Chapel
- 09h00 - 12h00 Workshops
- 10h30 Workshop teatime
- 12h00 - 14h00 Lunch
- 12h30 - 13h30 **FREE** Bernina Demonstration in the Masterclass
- 12h30 - 13h30 Lunchtime Lectures
- 14h00 - 17h00 Workshops
- 15h30 Workshop teatime
- 17h15 - 19h00 SAQG BGM in Haley Hall
- 19h00 Dinner for boarders

Monday 8 July

- 08h00 - 17h00 Registration Desk open
- 08h00 - 18h00 Vendor Halls open
- 08h00 - 18h00 Quilt Exhibition Hall open
- 08h00 - 17h00 View the Red Dress in the Chapel
- 09h00 - 12h00 Workshops
- 10h30 Workshop teatime
- 12h00 - 14h00 Lunch

- 12h30 - 13h30 **FREE** Bernina Demonstration in the Masterclass
- 12h30 - 13h30 Lunchtime Lectures
- 14h00 - 17h00 Workshops
- 15h30 Workshop teatime
- 18h30 Dinner for boarders

Tuesday 9 July

- 08h00 - 17h00 Registration Desk open
- 08h00 - 18h00 Vendor Halls open
- 08h00 - 15h00 Quilt Exhibition Hall open
- 08h00 - 16h00 View the Red Dress in the Chapel
- 09h00 - 12h00 Workshops
- 10h30 Workshop teatime
- 12h00 - 14h00 Lunch
- 12h30 - 13h30 **FREE** Bernina Demonstration in the Masterclass
- 12h30 - 13h30 Lunchtime Lectures
- 14h00 - 17h00 Workshops
- 15h30 Workshop teatime
- 17h00 - 18h00 Quilt Collection
- 18h30 - 21h00 Farewell Function in Haley Hall

"I dream my painting and I paint my dream."
Vincent van Gogh

Indemnity

The organisers and members of the Festival Committee accept no liability and are indemnified and held harmless in the event of any injury, disablement or death of any person and/or attendee at the South African International Quilt Festival. In addition, they accept no liability in the event of loss or damage to any property on the Epworth School premises, irrespective of how such loss or damage arose, whether from fire, theft or any other cause or as a result of negligence (gross or otherwise) or a wrongful act committed by any person whosoever, whether in the employment of Epworth School or part of the Festival Committee or contractually appointed by the said committee to provide a service at 2024 Quilt Festival.

The Festival Committee will take all precautions to ensure the health and safety of participants and visitors at the South African Quilt Festival. Any COVID-19 restrictions or other health restrictions in place at the time will be enforced.

Load shedding is also a reality in South Africa. While Epworth does have a generator, the power supply cannot be guaranteed. We recommend that you use a surge protection plug for your sewing machine.

"Education is what you get from reading the fine print. Experience is what you get from not reading it."
Unknown



Dates

2023

1 November Ticket sales open online

2024

24 April Quilt entries close
 1 June Last day to hand in quilts
 15 June Last date to book functions
 4-9 July Attend South African
 International Quilt Festival
 2024

Cancellation

Unfortunately, we cannot offer any refunds on cancellations. Should you be unable to attend for any reason and wish to transfer your ticket to someone else, please notify the Registration Officer at registration@saquiltfest2024.co.za

*"Two friends are like seashells;
 they murmur endlessly."
 Swahili oral tradition*

Ticket Sales

Tickets for workshops, functions, accommodation and special events are sold on a first-come, first-served basis.

All tickets for the Festival will be sold online. Visit the Festival website <https://www.saquiltfest2024.co.za> and place your activities and accommodation in your cart for payment processing via Tixsa. Administration charges will be added to tickets at checkout.

How to book:

1. Log on to: <https://www.saquiltfest2024.co.za/>
2. Select Registration. This is compulsory.
3. Select Accommodation. Choose your room size, state who you want to share with and your dietary requirements. Furnish us with your car registration, should you require parking.
4. Book your seat at the opening Prize Giving Dinner on 4 July 2024. Not to be missed!
5. Book your lectures and workshops.
6. Book your seat at the Farewell Dinner and find out about the 2026 National Festival.

You will be issued with a name tag at Registration and this will have a unique QR code on it with all your tickets recorded. Printed tickets other than Registration are not necessary.

Tixsa will send your tickets to you. Purchased tickets may be printed at home or downloaded onto a smartphone as a point of reference. Full details of events are on the Festival website.

Admission

The Festival requires all delegates and day visitors to register. Online registration opens 1 November 2023.

The Registration Desk at Epworth School will be open for admission tickets as follows:

4 July 2024	12h00 to 17h00
5-8 July 2024	08h00 to 17h00
9 July 2024	08h00 to 14h00

All online registrations must be verified in person at the Registration Desk on arrival at the Festival.

Please note the Quilt Exhibition closes 9 July 2024 at 15h00.

Registration

Delegate registration costs R300 which includes:

- A goody bag
- Name tag/access card
- Festival pin
- Red Dress viewing
- Main Quilt Exhibition access daily
- Vendor halls access
- Food court admission

Upon registration, your name tag with QR code will be issued. The QR code contains all your Tixsa Festival purchases.

This name tag must be presented at each workshop or Festival event for which you have signed up.

Day visitor registration costs R200 which includes:

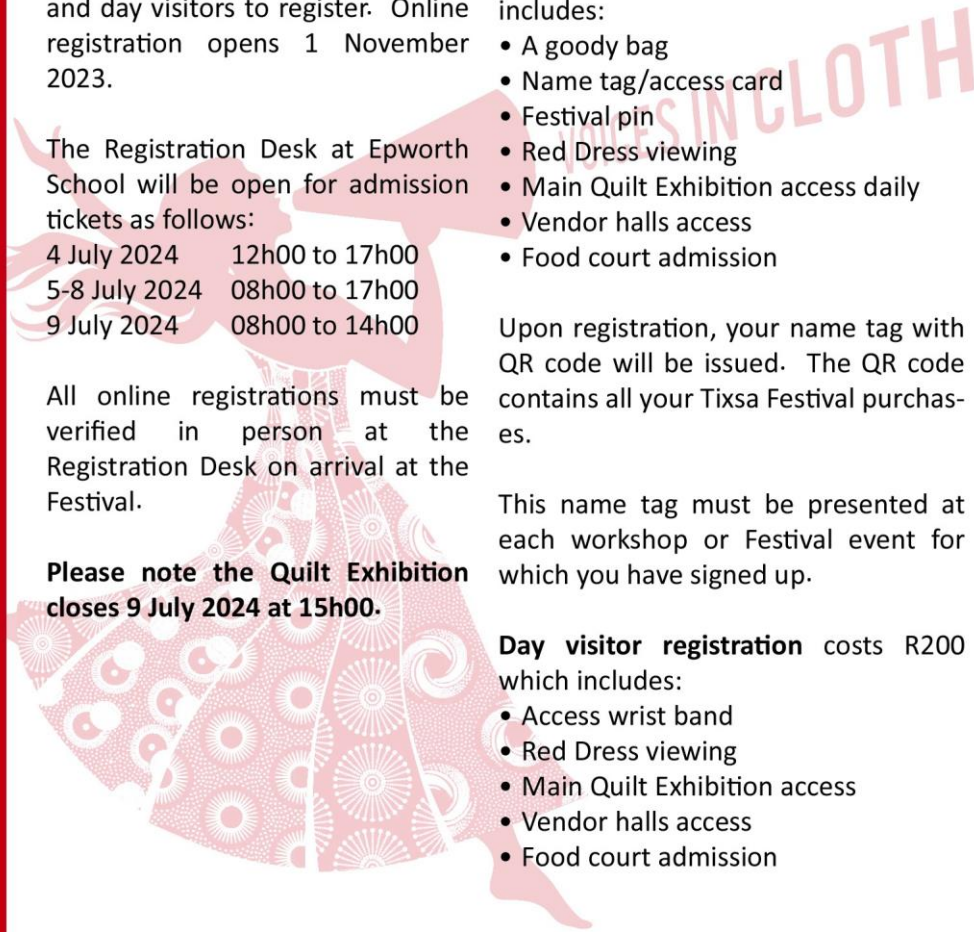
- Access wrist band
- Red Dress viewing
- Main Quilt Exhibition access
- Vendor halls access
- Food court admission

Info Desk

Information: Contact the Registration Desk for enquiries during the Festival. Festival Committee members, identified by red and white sashes, can also assist you.

First Aid: Basic first aid will be available from the Registration Desk. For emergencies, the MediClinic Pietermaritzburg will be contacted.

Lost and Found: The Registration Desk will retain lost and found items. For enquiries, contact registration@saquiltfest2024.co.za or WhatsApp 0716895946. Unclaimed items will be donated to a worthy cause one week after the Festival.



Special Events

Quilt Prize Giving Evening with a Dash of Glamour

Date: Thursday, 4 July 2024
 Time: 17h30
 Location: Epworth School - Haley Hall
 Cost: R300
 Dress code: Smart Casual

Unveil the magic of quilting at our exclusive evening event! Experience the thrill of creativity and craftsmanship as we celebrate the most exquisite quilts at our Prize Giving Evening! Be captivated by the fashion show showcasing wearable art, followed by a delicious dinner.

But that's not all!

As our special guest, you'll enjoy a sneak peek at the mesmerizing Quilt Exhibition before it opens to the public. The intricate stitching, vibrant colours, and heartfelt stories woven into each quilt await your admiration.

Whether you're a seasoned quilting enthusiast or just looking for a fantastic evening out, this event has something for you. Tickets are limited, so don't miss this opportunity to celebrate the artistry of quilting in an evening filled with elegance, awards, and inspiration.

Event Schedule:

- 17h30 – 19h00: Prize Giving and Fashion Show
- 19h00 – 19h45: Prize Giving Mingle and Drinks
- 19h45 – 20h45: Special Prize Giving Dinner
- 20h45: Ribbon Cutting and Grand Opening of the Quilt Exhibition

Farewell Evening

Date: Tuesday, 9 July 2024
 Time: 18h30
 Location: Epworth School - Haley Hall
 Cost: R300
 Dress code: Smart Casual

This special event not only marks the conclusion of the 'Voices in Cloth' South African International Quilt Festival but also serves as the official launch for the 2026 National Quilt Festival to be held in Gqeberha (Port Elizabeth), Eastern Cape.

Event Schedule:

- Welcome reception
- Delicious harvest table dinner
- Cash bar facilities available
- Commemorative quilt showcase
- Presentations
- Exciting announcements for the 2026 National Quilt Festival
- Networking and socializing

We look forward to celebrating the artistry, creativity, and craftsmanship of quilting with you. Don't miss out on this unique opportunity to be a part of quilting history!

Secure your tickets now for a night of quilting splendour and entertainment! For ticket reservations and inquiries, visit <https://saquiltfest2024.co.za/>

Special Exhibitions

The Red Dress



Read more on page 22

iQuilt Sunsets



This is an exhibition from England, made by more than 30 people to commemorate those living with cancer. Headed by John J Cole-Morgan, in the name of Nicola Bretherton who sadly lost her battle to cancer far too soon.

Conversations We Do Not Have



Ladies from previously disadvantaged backgrounds have embroidered a moment in time onto a piece of cloth depicting an expressive scene. This is a very special exhibition showing typical scenes in South Africa.

12th Travelling Exhibition A Stitch in Time



Vendors

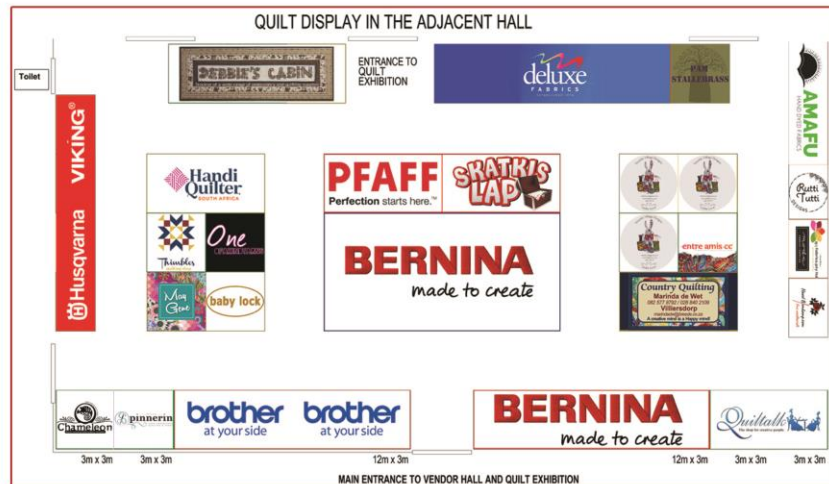
You will find an exciting array of vendors in the two dedicated halls, as per adjacent plan. A festival wouldn't be complete without their merchandise to meet all your quilting and creative sewing-related needs, as well as to feed your imagination and requirements for new projects.

The selection of vendors from across the country and abroad will offer machines, textiles, quilting supplies, notions, books, sewing-related craft items, kits, clothing, wool and home-spun yarn for your creative endeavours.

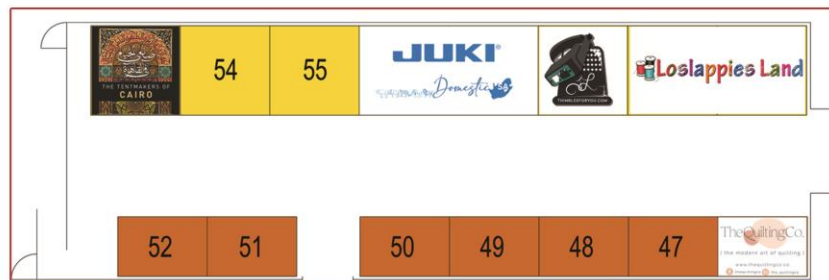
Shopping Hours:

08h00 – 18h00 Friday, 5 July
 08h00 – 18h00 Saturday, 6 July
 08h00 – 18h00 Sunday, 7 July
 08h00 – 18h00 Monday, 8 July
 08h00 – 18h00 Tuesday, 9 July

At the time of going to print, vendor stands were still available in the Academic Centre. For enquiries, please contact vendors@saquiltfest2024.co.za



Multi-Purpose Centre - Vendor Hall 1



Academic Centre - Vendor Hall 2

Catering

Cafeteria

A food court providing a cafeteria service with tea, coffee, light lunches and snacks will be available for day visitors. The food court is located in the courtyard adjacent to Registration. It will be open daily from Friday to Tuesday. The cafeteria does not provide evening meals.

Refreshments

Tea and coffee will be served in the classroom area daily for **all workshop participants** at 10h30 and 15h30.

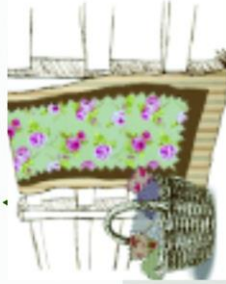
- Quilters accommodated in the hostel are booked in on a bed, breakfast, lunch and dinner basis. These meals are served in the dining room.
- PLEASE NOTE that on the evenings of the two functions, **dinner will only be available at the functions.**
- Should you decide not to come to either or both functions, you will need to arrange for dinner off-campus, or order in through a delivery service.
- Tickets will be sold separately for the two evening functions which include dinner.

Smoking Policy

All buildings on the school grounds are smoke-free, and smoking outside is discouraged. Please smoke further than 10m from any buildings in designated areas only.


"Money is good, but man is better, because he answers when you call."
West African oral tradition





Quilters Basket

· SUPPLIER OF QUALITY FABRICS ·



SUPPLIER OF
100%
COTTON
FABRIC

Wholesale Only



VARIOUS
PRE-CUTS &
FABRICSTICKS



BATIK ROLLS



INDIAN
COTTON



+27 72 347 6729

www.Quiltersbasket.co.za



PACHA MAMA

Pam Stallebrass will be at the festival selling fabrics that she designs, prints and dyes.

Her designs and colours are inspired by her travels in Africa, Mexico, South America and India.

She has been enjoying slow-stitching and will bring kits and beads to sell.

There will also be small printed and painted fabric blocks of animals and birds to add to your projects.



Accommodation

One hundred and ninety (190) beds are available in the school hostel, of which 104 are single cubicles and 43 are shared cubicles with two single beds. Accommodation reservations are made via the Festival website. To avoid disappointment please book this soon. Quilters staying in the hostel are booked in on a bed, breakfast, lunch and dinner basis (served in the dining room), except for the two Festival functions on 4 and 9 July 2024.

Vegetarian meals are available and should be selected when making your booking. Please note any other dietary requirements on the booking site.

All linen will be provided by the school. See the Festival website for accommodation details.

Hostel Parking

Limited parking is available for members accommodated in the hostel. Members requiring parking are to indicate this when booking accommodation. Parking disks will be issued to members when checking in at the hostel reception.

Hostel accommodation will be available from Thursday, 4 July until Wednesday, 10 July. Daily check-in is from 14h00, and check-out is by 10h00 on the day of departure. Everyone is requested to vacate their rooms directly after breakfast on Wednesday, 10 July 2024.

Private Accommodation

Should you wish to stay in private accommodation, make your arrangements early as Pietermaritzburg is a popular town. There are numerous places available in the vicinity of Epworth School.



Transport

Parking

Day visitors may park in the designated parking areas on the school grounds or outside the school grounds. A limited number of bays will be reserved for disabled visitors.

Airport Transport

Oribi Airport in Pietermaritzburg is 3.6 km from Epworth School. Airlink operates out of this airport. It is recommended that you travel from the airport in a group to share transport costs. Uber drivers are recommended and can be pre-booked through the Uber App.

REMEMBER: Check the car registration and driver's name before climbing into a car, and preferably share your trip with someone.

Photography

By entering a quilt into the judged competitions, you grant permission to the organisers and the public to take photographs of your quilts.

All photographs or videos taken at the Festival are for your **personal use only**. Please include the name(s) of the maker(s) with any images that you share online and on social media – take a photo of the quilt card displayed with the quilt for the correct information.

No photographs of quilts may be posted on websites where they can be used to produce derivative quilts, T-shirts or other products. No commercial photography is permitted.

A Virtual Tour of the Quilt Exhibition will be available for purchase online after the Festival.



VOICES IN CLOTH

Quilt Exhibitions

Access to the Quilt Exhibition hall is included with Registration.
See the Festival website for all ticket bookings.

Quilt Exhibition

The Quilt Exhibition will be found in the multi-purpose centre MPC1 at Epworth School.

The following quilt collections are on display:

- * Competition (Judged) Quilts
- * Special Exhibitions
- * Pro Dedicate Award Exhibition
- * Judges' Quilts

The Quilt Exhibition hours are:

08h00 - 18h00 Friday 5 July to Monday 8 July

08h00 - 15h00 Tuesday 9 July

Note:

Quilt collection is on Tuesday 9 July 2024 between 17h00 and 18h00

THERE WILL BE A VIRTUAL TOUR AVAILABLE TO VIEW ALL THE COMPETITION QUILTS ONLINE FROM 10 JULY 2024. TO VIEW PLEASE PURCHASE A TICKET FOR R50 FROM [HTTPS://SAQUILTFEST2024.CO.ZA/](https://saquiltfest2024.co.za/)

The Red Dress



The Red Dress project, conceived by British artist Kirstie Macleod, provides an artistic platform for women around the world, many of whom are vulnerable and live in poverty, to tell their personal stories through embroidery.

From 2009 to 2023, pieces of the Red Dress travelled the globe being continuously embroidered onto. Constructed out of 87 pieces of burgundy silk dupion, the garment has been worked on by 367 women/girls, 11 men/boys and 2 non-binary artists from 51 countries.

All 141 commissioned embroiderers were paid for their work, and receive a portion of all ongoing exhibition fees, merchandise, and the opportunity to sell their work through the Red Dress Etsy shop. The rest of the embroidery was added by willing audience at various exhibitions and events.

Embroiderers include female refugees from Palestine, Syria and Ukraine, women seeking asylum in the UK from Iran, Iraq, China, Nigeria and Namibia, survivors of war in Kosovo, Bosnia & Herzegovina, Rwanda, and DR Congo; impoverished women in South Africa, Mexico, and Egypt; individuals in Kenya, Japan, Turkey, Jamaica, Sweden, Peru, Czech Republic, Dubai, Afghanistan, Australia, Argentina, Germany, Switzerland, Canada, Tobago, Vietnam, Estonia, USA, Russia, Pakistan, Wales, Colombia and England, students from Montenegro, Brazil, Malta, Singapore, Eritrea, Norway, Poland, Finland, Ireland, Romania and Hong Kong, as well as upmarket embroidery studios in India and Saudi Arabia.

Initially the project sought to generate a dialogue of identity through embroidery, uniting people around the world without borders. However, over the 14 years the dress has also become a platform for self-expression and an opportunity for voices to be amplified and heard.

Viewing in school chapel free for registered Festival participants. A 50% discount for school learners.

About Kirstie

THE CREATOR OF THE RED DRESS project



Kirstie Macleod has worked with textiles for over 20 years, 14 of those have been focused on the Red Dress. What began as a sketch on the back of a napkin in 2009, has grown into a global collaborative project involving hundreds of people all over the world.

Growing up in various far-flung countries Kirstie's former years were saturated with contrasting culture, colour, language and experience. Trying to make sense of her journey whilst beginning to form her own sense of identity she immersed herself in drawing, painting and sewing.

Textiles were always present growing up; the women of

Kirstie's family are all skilled stitchers, knitters and makers so it was only a matter of time before she herself picked up a needle and thread. Kirstie later gained a BA in Textile Design followed by an MA in Visual Language & Performance before beginning her career as a Fine Artist living in London. The works formed a diverse portfolio comprising photography, film, painting, drawing and high impact installations involving garments.

The Red Dress began in 2009 as an investigation into identity, and a desire to connect with women from around the world, without borders and boundaries. As the years unfolded, so too did the potential of the garment to become a vehicle for expression and a platform for voices to be heard. The Red Dress has managed to access disparate communities worldwide, allowing connection and conversation between individuals who may never meet in person.

To view a selection of Kirstie's art please see the website: www.kirstiemacleod.co.uk

Text and images:

Courtesy of Kirstie Macleod & the Red Dress Project.
<https://reddressembroidery.com/>



WELCOME TO OUR WORLD OF SEWING!

Designer Epic™ | 3

The first in the industry to seamlessly embroider a specialty technique like felting or bobbin work, then continue stitching over that design with conventional embroidery. With the reversible hoop you don't need to un-hoop your project, saving you time and frustration.

Reduced noise and vibrations.

Variety of new and improved techniques to elevate your embroidery.



Designer Ruby™ | 90




Onyx™ | 25



Brilliance™ | 75Q

EXPERIENCE THE DESIGNER | EPIC™ 3 SEWING AND EMBROIDERY
MACHINE AT YOUR NEAREST DEALER COUNTRYWIDE.

Contact Us @ 012 998 2581 or 063 724 4504



VOICES IN CLOTH

Quilt Competition

Quilt Entries

There are categories in the quilt competition which cater for every quilting style and taste.

Our Challenge for 2024 is 'Voices in Cloth'. Make your own voice heard by telling your story or give voice to an issue you feel strongly about. From time immemorial, women (and a few men) have recorded their experiences and celebrated their creativity in embroidered and quilted garments and quilts for their homes.

Having a quilt judged is a positive learning experience, giving one direction to grow as a quilter. You may even earn the bonus of a prize!

Enter your quilt by logging onto the Festival website:
<https://www.saquiltfest2024.co.za/>

There is a maximum number of four entries allowed for each quilter, and the cost of each quilt entry is R200.

"Listen to the ancestors, to spirit, to the trees, to the animals. Listen to all those forces that come and speak to us." Sobonfu Somé

Competition Quilt Categories

Entry fees are R200 per quilt.

How to prepare your quilt for the competition:

NB: Entrants must first read the Competition Categories and the Rules and Conditions of the Competition on the Festival website:

<https://www.saquilfest2024.co.za/south-african-international-quilt-festival-competition-categories>

<https://www.saquilfest2024.co.za/south-african-international-quilt-festival-competition-rules>

You will need to confirm that you have complied with all the Rules and Conditions when filling in and completing the entry form.

- Enter your quilt in the correct category (we won't be moving quilts).
- Ensure that it has a hanging sleeve at the back of the quilt.
- Ensure your quilt has a cloth label in the lower left corner at back of the quilt. Cover the label with a dark cloth, leaving the quilt name and quilt entry code visible.
- Maximum of four (4) quilts may be entered by any single person.
- Packaging: Each quilt must be packaged separately in a cloth bag. No plastic bags will be accepted.
- Your cloth packaging must have your name on the outside, the category and quilt number.
- Quilt entries close 24 April 2024.
- Quilts to be couriered to **Margie Crookes** to arrive with her by **1 June 2024. NO** drop-off points. **Address:** 3299 Nguni Drive, St John's Village, Karkloof Road, Howick, 3290.

Quilt Codes

BED QUILTS: made by one person

- Pieced/Appliquéd

a Standard	BQS
b Masters	BQM
- Open (not eligible for Master Quilters)

	BQO
--	------------

WALL QUILTS: made by one person

- Traditional Innovative

a Standard	WQS
b Masters	WQM
- Art Pictorial

a Standard	WPS
b Masters	WPM
- Art Quilt

a Standard	WAS
b Masters	WAM
- Open (not eligible for Master Quilters)

	WQO
--	------------

OTHER:

- Youth Quilts

(made by one person; aged up to 21 years as of 1 January in the year of competition)	YQJ
--	------------
- Collaborative Quilts

	COL
--	------------
- Group Quilts

	GRQ
--	------------
- Wearable Art

	WEA
--	------------
- Theme: Voices in Cloth

	THE
--	------------
- Miniature Quilts

	MIN
--	------------

Judged Quilt Awards

In addition to a First (blue ribbon), Second (red ribbon) and Third (yellow ribbon) place prize in the above categories, Highly Commended (white ribbon) may be awarded to a quilt in a category.

The following awards are also presented:

Best of Show Traditional/Innovative Quilt	Royal Blue and Gold rosette
Best of Show Art Quilt	Royal Blue and Gold rosette
Best Machine Workmanship	Gold rosette
Best Hand Workmanship	Gold rosette
Best Use of Colour	Gold rosette
Judges' Choice (3)	Green rosette
Viewers' Choice	Purple rosette

*"You need, if possible, to grasp the sense of what is related.
If that is not possible, listen attentively so as to distinguish the sound of what is related."
Amadou Hampâté Bâ*

Festival Quilt Competition Jurors

Jurors are SAQG Accredited Judges; their duty is to inspect each entry and ensure that all quilts entered comply with the relevant Competition Rules and are of an acceptable standard for the SA National Quilt Competition as well as appropriate subject matter. SAQG Judging Representative, Paul Schutte, attends the judging sessions to ensure that all proceedings have been fair and done according to the competition rules.



ROSALIE DACE

Rosalie started quilting in the early 1970s while she was teaching at the Johan Carinus Art Centre in Grahamstown. As a keen embroiderer, she had become fascinated by the possibilities of fabric, so teaching, jurying and judging quilts was a natural progression over the years. She joined Grassroots Quilters' Guild and became a founder member of the coastal

branch of the South African Embroiderers' Guild, KZNQG and Fibreworks, and served as the first president of the newly-formed SAQG in 1989, becoming involved in developing programmes for training and educating our quilt teachers and judges.

She has travelled extensively both nationally and internationally to lecture, teach, exhibit, jury and judge. Her work has won several awards and has been widely published.

As a juror and judge she looks for the best of what is submitted. She is excited by work that has visual impact and is technically excellent, with evidence of the individual artist's own voice. She considers work, whether traditional or contemporary, that offers something individual in its use of colour, pattern, texture and good integrated overall composition.



MARLINE TURNER

Marline became an Accredited Quilt Judge in 2000 and since then she has judged at several quilt festivals in South Africa and internationally. She is also an Accredited SAQG Quilt Teacher. Marline is a passionate quilter and loves every aspect of quilt-making. She enjoys encouraging students and quiltmakers to strive for perfection.

Festival Quilt Competition Judges

Judges are SAQG Accredited Judges; they will provide a comment form for each quilt in the Competition (Section 1) and award prizes. The decisions and choices of the judges are final, and no queries or correspondence pertaining to the judging will be considered. SAQG Judging Representative, Paul Schutte, attends the judging sessions to ensure that all proceedings have been fair and done according to the competition rules.



ODETTE TOLKSDORF

Odette is an artist, designer and educator who has been working in the world of contemporary quilting for many years. Her formal education in graphic design and art have merged wonderfully with her lifelong passion for textiles, threads, and stitching. She teaches a variety of classes in design and contemporary quilting, and has exhibited her art quilts

at international quilt conferences around the world and throughout Southern Africa.

Aspects of both contemporary and traditional techniques are found in Odette's art quilts and they have been widely published around the world. See FiberArts Design Book 7, Quilt National – The Best Contemporary Quilts and A Passion for Quilting by Norma Slabbert. Her work can be found on many internet sites.

Since the early 1990s Odette has been a quilt judge and curator of quilt exhibitions, which include the Houston Quilt Festival, the World Quilt and Textile Competition, and others.

Odette is a founder member of the South African Quilters Guild, the KZN Quilters Guild and Fibreworks: <http://www.fibreworksart.com>

Among the awards that Odette has received are a Lifetime Honorary Membership of the KZN Quilters Guild

in 2007, the Pro Dedicate award from the South African Quilters Guild: <https://www.quiltsouthafrica.co.za/2020-hall-of-fame-odette-tolksdorf>, and the Grassroots Guild Chairlady's Award.

In 1995 Odette conceived the idea for, and helped to coordinate, assembly of The Peace Quilt, consisting of almost 800 flat brick-sized blocks, received from 29 countries and made into 27 quilts.

It was exhibited throughout South Africa, and at the Houston International Quilt Festival and in Europe. The Peace Quilt is now permanently displayed in the International Convention Centre in Durban and is enjoyed by people from all over the world.

Cape Town, one of the most beautiful cities in the world, is home for Odette where she now lives with her husband.

Festival Quilt Competition Judges



JENNY HERMANS

Jenny has been sewing and quilting since she was a teenager. She has served on the SAQG as a rep, the president from 2017-22, and is involved as a tutor and co-ordinator for the SAQG Accreditation courses, for Quilt Teachers and Quilt Judges. She has had a role in the organising committees of five of the SA National Quilt Festivals since 1988 to 2022.

Jenny is an Accredited Quilt Judge with experience in judging quilts locally, regionally, and nationally - at three SA National Quilt Festivals and in Zimbabwe. She has also served in vari-

ous capacities in many quilt competitions as a scribe, a juror and a judge, and as judging room co-ordinator. Her work has been in publications and on exhibitions and in competitions, nationally and internationally.

As a quilt judge Jenny is honoured and excited to be part of a team and strives to give fair and constructive, encouraging comments, while recognising effort and skill and rewarding quality and excellence. *"I am keen to see the quiltmakers' technical skills and workmanship, their colour and design choices, and how quilters use their passion and express their 'Voices in Cloth' in works entered in the competition."*

TRISH VAN ZYL


Trish van Zyl started her needlework journey at about the age of five, taught by her mother. She made her first quilt in 1983 and is an accomplished quilter, having won awards at a couple of South African National Quilt Festivals. She received accreditation by the South African Quilters' Guild in 1998 after successfully completing the Judging Certification Course. She has judged




various small group and guild challenges in Pretoria and the Gauteng area since, and was part of the judging panel for the 2002 Down to Earth National Quilt Festival in Cape Town, and for the 2006 Sands of Time National Quilt Festival in Port Elizabeth. She has since juried the South African Quilters' Guild Travelling Exhibitions: Round the Bend - A Study in Curves, with Celia de Villiers, an accomplished fibre artist, and Optical Illusions with Jenny Hearn. She was part of the jury panel for the South African Exhibition at the ninth European Patchwork Meeting in Val d' Agent in France in 2003.

TheQuiltingCo.

| the modern art of quilting |

 thequiltingco

 the_quiltingco

www.thequiltingco.co



Hosting

*John Cole-Morgan
International quilt TV presenter
at our stand*

Visit our stand !

- Wide range of ready to sew kits ~ ideal for the beginner quilter.
- Large selection of English paper piecing papers ~ with acrylic templates.
- Unique foundation piecing pads ~ for the beginner & seasoned quilter.
- Quilt inspired stationery.





Port Elizabeth



Sumari Pretorius



[Send Mail](#)



74 17th Avenue, Charlo




083 449 6229



[Visit Website](#)

For all your quilting requirements



VOICES IN CLOTH

Workshop Policy

Unfortunately, we cannot issue a refund if you cannot attend a booked workshop. See the cancellation policy for details. A ticket may only be transferred by emailing all details (names, workshop, booking confirmation) to the Festival Registrar at registration@saquiltfest2024.co.za

The Festival Committee reserves the right to cancel your workshop via email, should there not be enough participants. A full refund will be provided on the workshop fee only, if the workshop is cancelled.

NOTE:

- Tickets may be available for workshops at the Registration desk if these have not been fully booked.
- A limited number of sewing machines will be available for hire, and must be pre-booked with workshop tickets.
- Ironing stations will be available in workshops - do not bring your own iron please.
- Please bring your own extension cable with correct adapter(s) for your machine. Include a surge protector plug if your extension cord doesn't have surge protection.

"If you want to make your mother happy, talk to her. If you want to make your father happy, listen."

Unknown

Workshop Etiquette




- Classrooms will be unlocked by 08h30 daily. Classrooms will be locked during lunch and again by 17h30 daily.
 - Participants are encouraged to arrive early and settle in to be ready 10 minutes before workshops start.
 - Participants should come prepared for the workshop with all the listed requirements, including a clean and oiled sewing machine in good working order. Insert a new needle into your machine and a sharp blade into your rotary cutter. Remember your glasses and consider adding a (rechargeable) task lamp if you do handwork. Teachers have spent long hours preparing exciting workshops to teach and expect you to be geared up.
 - Participants should refrain from wearing strong perfume as a courtesy to fellow participants sensitive or allergic to fragrance.
 - Respect fellow participants and do not talk while the teacher is presenting.
 - Cell phones should be silenced or set on vibrate. Participants should excuse themselves from the classroom to use cell phones for urgent business only.
 - Teachers hold the intellectual property and copyright to workshops. Please respect this and do not share class handouts with others not registered for the workshop or teach the same workshop without the teacher's written permission.
 - Please ask the teacher and fellow students' permission before taking photos in class.
- "Speak when you're angry, and you'll make the best speech you'll ever regret."*
Unknown



Experience the convenience of Baby Lock's self-threading and automated technology and elevate your sewing game to a whole new level!

baby lock

Say hello to stress-free sewing and goodbye to wasted time!

-  Our advanced self-threading technology takes the frustration out of setup, so you can focus on what you love most - sewing!
-  With just the push of a button, our sergers magically guide your threads through the loopers, making the threading process a breeze.
-  No more squinting or fumbling with tiny needles and thread paths.



Visit www.roenco.co.za for more information or to download the brochures. You will also find the information of a dealer closest to you

 **Roenco**
YOUR DISTRIBUTION SOLUTION
Official distributor of Baby Lock

Liefie Love



- *Thimble Village Design Kits
- *Imported Fabric
- *Imported Notions
- *Handmade Accesories
- *Woolfelt
- *Pre Cut Kits



liefielove11@gmail.com



084 7575177

Skill Levels

Use this guide to evaluate your skill level and select workshops suited to those skills. There is an increase in difficulty, originality and design principles like colour, balance, and unity with each level. You may be more knowledgeable than you realise! If you need help assessing your skill level, please ask us for assistance.

Quilt Skill Levels

All levels:

This level is for quilters at all skill levels.

Beginner:

First-time quilters could make the quilt, making it ideal as an introduction to quilting or building basic skills. You are off to a good start! More experienced quilters who want a relaxed class, playing with fabrics can also do it. You just want to have fun!

Intermediate:

Quilters who are competent in the basics and are keen to attempt and master more intricate patterns and techniques. Quilters who can piece accurately, appliqué points and curves, hand quilt even stitches, and select different colour schemes. These quilters may have attended regional or national festival level classes and even entered quilts into shows. You are a proficient quilter!

Advanced:

Experienced quilters who have mastered a wide range of quilting skills, can work on complex designs or free-motion quilting, adapt patterns or design their own and 'fudge' problems - quilters who may have entered national or international shows. You are looking for new challenges or advanced techniques. The sky is your limit!



Online Video Classes

CraftyMonkies' online classes via Zoom, connecting you with world-renowned instructors! Enjoy exclusive access to our on-demand video classes, featuring past online sessions. Selected by the 'Voices in Cloth' team, rent these classes for just £15 each.

How it works:

1. Visit www.craftymonkies.com
2. Explore our 'Video Store'
3. Choose from curated classes
4. Use code FESTIVAL at checkout
5. Receive an instant email link
6. Enjoy 60-day access

Pay in your currency worldwide, using any major card and PayPal.

Offer applies to video store rentals, not live classes.

Your class is available from 4th July 2024 for 60 days.

© 2023 CraftyMonkies. All rights reserved.



Watch **On-Demand Recordings** of past Online Interactive Workshops via our

Online Video Store!



THE TENTMAKERS OF
CAIRO



Workshop Teachers



Alet Davy



Annette McMaster



Annie DuToit



Beverley Rebelo



Carolyn Trezona



Claire Wallace



Dewald Compion



Elaine Barnard



Erla Cilliers



Hany Mahmoud



Janet Waring




John Cole-Morgan



Joy Clark



Kathryn Harmer Fox



Kirstie Macleod



Macky Cilliers



Mari Claase




Mari Strydom



Marilyn Pretorius



Merle Gilson



Paul Schutte



Rosalie Dace



Rosemary Perry



Telene Jeffrey



Tilly De Harde



Tracy Jackson



Wilna Heyneke

Online Teachers



Corey Ralph



Jennie Rayment



Kerrie Padmore



Telene Jeffrey



Tracy Perks



Chameleon threads are hand dyed thread and available in single colour and in unique variegated skeins.

We make use of a DMC base product for all our cotton, perlé and rayon threads, and our silk is from Ver-à-Soie® in Alger and Paris.

063 310 3963

admin@chameleonthreads.co.za


www.chameleonthreads.co.za



SINCE 1995

Spinnerin

HAND EMBROIDERY
QUILTING & YARNS



For all your hand EMBROIDERY needs, QUILTING fabrics & accessories, KNITTING & CROCHET, YARNS, THREADS and more.


083 602 6246

info@spinnerin.co.za

www.spinnerin.co.za



entre amis cc
importers of exotic silks & fibres



084 5803501 / 084 5560699
Facebook: colourful silks
(www.facebook.com/colourfulsilks)
Or 'Entre Amis Craft and Culinary Tours'
group
jan2elaine@gmail.com

YARNS FROM INDIA & NEPAL SILK FABRIC FROM INDIA, CHINA & VIETNAM SILK COCOONS FROM INDIA

COTTON FROM EGYPT & ZANZIBAR EMBROIDED FABRIC FROM VIETNAM & INDIA

SISAL SILK & HAND KNOTTED BUTTONS FROM MOROCCO BRAIDS & WOODEN STAMPS FROM INDIA

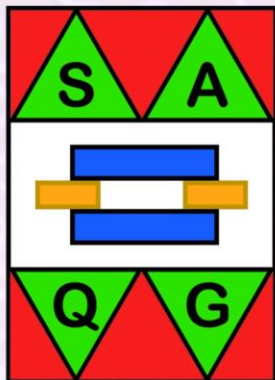
HAND CREATED JEWELLERY FROM VIETNAM, MOROCCO, INDIA, TURKEY & ARMENIA

HAND PRINTED & RECLAIMED FABRICS FABRIC KITS FOR EXOTIC PROJECTS
TOURS AVAILABLE TO SELECT YOUR OWN TREASURES

One
OF A KIND YARNS

ONEOFAKINDYARNS.CO.ZA





South African Quilters' Guild

Promoting Quiltmaking in South Africa

Established in 1989

www.quiltsouthafrica.co.za

SAQG is the National Guild for quilters in SA with Regional guilds, Country groups and individual members. SAQG is a non-profit, Public Benefit Organization.

Our mission: to foster an environment in South Africa where all those people who are interested can reach their full potential in quiltmaking, nationally and internationally.

Visit the SAQG Stall at Festival 2024: Find information about

- Quilt Guilds and Groups in South Africa
- SAQG Accredited, Recognised and Specialist Quilt Teachers
- SAQG Teachers' Forum Challenge on display
- Buy tickets for raffle quilt, badges and more...

SAQG Meetings:

- Teachers' Forum members - 5 July 2024 at 19:15
- Biennial General Meeting - 7 July 2024 at 17:15



FRIDAY, 5 JULY
101S

Miniature Storm at Sea

Annie du Toit



Learn to create a perfect mini Storm at Sea using foundation paper piecing and learn everything you need to know about making miniatures.

Level: All Levels
Cost: R500

FRIDAY, 5 JULY
102S

Bee Study

Beverly Rebelo



Bev will teach you how to use photographs to create rich and complex pictorial compositions. Bev will show you how to prepare the photographs, print them onto fabric, and help you to stitch your own realistic image, learning shading, blending and colour value.

Level: Intermediate
Cost: R650
Cost of kit: R150

FRIDAY, 5 JULY
103S

Basic Free Motion

Carolyn Trezona



Carolyn will show the confident beginner how to set up her machine and workspace for comfortable quilting and how to form many different quilt stitches using five basic shapes. Stitch those beautiful patterns; listen carefully and hear those 'voices in cloth' form over your quilt!

Level: Confident Beginner
Cost: R500

Detailed description, larger photos and student requirements are available on the Festival website.

FRIDAY, 5 JULY
104S

Suikerbossie

Dewald Compion



Come to learn all the tricks of the trade of foundation paper piecing with a difference. Join Dewald as you make his Suikerbossie protea blocks which could form the basis of a bag, wall quilt or the beginnings of a larger quilt.

Level: Beginner
Cost: R500

FRIDAY, 5 JULY
105S

Let's Give Faces to our Voices

Elaine Barnard



Create a face with a voice using new and exciting methods of fabric collage, with recycled, repurposed fabrics. The face could be used on a cushion, a quilt or even on a piece of clothing.

Level: Intermediate
Cost: R500
Cost of kit: R250

FRIDAY, 5 JULY
106S

Hidden Wells

Janet Waring



This is an exciting way of using strip piecing to create the Hidden Wells block. The cutting and reassembling of the strip pieces create the illusion of a clever log cabin. Students will be astounded by the effects that can be created using this method.

Level: All levels
Cost: R500

Detailed description, larger photos and student requirements are available on the Festival website.

FRIDAY, 5 JULY
107S

Stitch Like an Egyptian

Hany Mahmoud, Tentmakers of Cairo




The Tentmakers of Cairo have become a phenomenon for their spectacular hand-appliquéd designs based on their rich cultural heritage. Come to this class to learn just how to Stitch Like an Egyptian.

Level: All
Cost: R650
Cost of kit: R200

FRIDAY, 5 JULY
108S

Fabric Bowls

Macky Cilliers



Macky will guide you through the process of creating a really eye-catching and individual bowl. A fun and stress-free class, and the bonus is, you get to use some of your beautiful leftover scraps!

Level: All Levels
Cost: R500

FRIDAY, 5 JULY
109SH

Pomegranates

Mari Claase



Construct your own arty pomegranate still life using unusual colour combinations and mouth-watering textures to create pomegranate flesh. Learn a little about shadows and creative quilting.


Level: All Levels
Cost: R750
Cost of kit: R180

Detailed description, larger photos and student requirements are available on the Festival website.

FRIDAY, 5 JULY
110S

Free Expression Modern Shapes

Mari Strydom



Make an innovative art quilt in three easy steps. Learn about design, colour, raw-edge machine appliqué and how to put together overlapping blocks. Guidance on quilting your piece will be given. This is a stress-free workshop where success is guaranteed.

Level: Intermediate
Cost: R500

FRIDAY, 5 JULY
111D

Falling Leaves

Marilyn Pretorius




A small fibre art piece of fallen leaves under trees will be created. 3D leaves will be created using Avalon Plus, Stitch & Tear and couching, then assembled to recreate the image. Finishing off and blocking the piece onto an artist canvas will be demonstrated.

Level: Intermediate / Advanced
Cost: R1000
Cost of kit: R30

FRIDAY, 5 JULY
112SH

Over The Moon

Rosalie Dace



Celebrate the moon's varying shapes, light and mystery as you make a small and exciting quilt. Learn to design using circles to piece, appliqué and embellish your small work. You may work by hand or machine. This class promises to send you Over The Moon!

Level: All levels
Cost: R750
Cost of kit: R350

Detailed description, larger photos and student requirements are available on the Festival website.



VOICES IN CLOTH

22ND SOUTH AFRICAN INTERNATIONAL
QUILT FESTIVAL
VENUE: EPWORTH SCHOOL PIETERMARITZBURG
4-9 JULY 2024

Teachers	Friday, 5 July		Saturday, 6 July	
	09:00-12:00	14:00-17:00	09:00-12:00	14:00-17:00
Alet Davy			201S Never-Ending Log Cabin	
Annie du Toit	101S Miniature Storm at Sea		202S Five Star Mini	
Beverley Rebelo	102S Bee Study		203S Lozenge	
Carolyn Trezona	103S Basic Free Motion Quilting		204SH Intermediate Free Motion Quilting	
Dewald Compion	104S Suikerbossie		205S Botanical Echoes in Cloth	
Elaine Barnard	105S Let's Give Faces to our Voices		206S Blue and White Porcelain Jar	
Erla Cilliers				
John Cole-Morgan				
Joy Clark				
Kathryn Harmer Fox				
Kirstie Macleod			208H Threads of Identity	
Macky Cilliers	108S Fabric Bowls			
Mari Claase	109SH Pomegranates			209SH Art in a Vase
Mari Strydom	110S Free Expression Modern Shapes		210H Fabric Beads	211H My Own Bag
Marilyn Pretorius	111D Falling Leaves			
Merle Gilson	118S Fun Feathers and Fill Patterns		BERNINA - Book a FREE Test Drive	
Paul Schutte				
Rosalie Dace	112SH Over the Moon			
Rosemary Perry	113S Embroidered Mandala		212S Take a Chance, Sew and Throw	
Telene Jeffrey	114S FMQ 101		213S Rulerwork Essentials	
Tentmakers of Cairo	107S Stitch Like an Egyptian			
Tilly de Harde	115H Butterfly	116H Strelitzia	214S Painted and Embroidered Reptile Eye	
Tracy Jackson				
Wilna Heyneke	117S Colour Carnival		215S Dragonfly Table Runner	
VARIOUS TEACHERS	106S Janet Waring - Hidden Wells		207S Janet Waring - Sunburst	
LECTURES	L1 Sally Scott - Visual Journeys		L2 Coral Bijoux - Conversations We Do Not Have	
ONLINE CLASS	O1 Jennie Rayment - Twitch Twiddle Tweak		O2 Corey Ralph - Sew Kind of Wonderful	

Sunday, 7 July		Monday, 8 July	
09:00-12:00	14:00-17:00	09:00-12:00	14:00-17:00
301S Flower Power		401S Kandinsky's Circles	
302S Tilda Doll			
303S Muslin Cloth Manipulations		402S Women At Work	
	304SH Soundwaves		
306S Walk the Talk			
		403S Upcycling & Slow Stitching Beautiful Fabric	
307S Curved Log Cabin Cushion		404S Diamonds Are Forever	
308S Miniature Shattered Heart		405S Fractions	
320S Wedges Rule		406H Free Form Landscape	417H Reversible Bucket Hat
309SH Sew a Postcard			407SH Sew a Bowl
310S Funky Faces		408S Kawandi	
		409S Veld Flowers Panel	
310H Scraps to Art Quilt	311H A Scrappy Cushion	410S Scrappy Fish	
		411D Mixed Media Textiles	
321S Ruler Work		BERNINA - Book a FREE Test Drive	
312S Windmills of my Mind		412S Distorted Voices	
313S Earth - Texture Day		413S Wind - Sheer Day	
314S Picklelicious			
315S Inktense Colour Me Whole		414H How Do I Quilt It?	Handi Quilter - Playtime
		418S Stitch Like an Egyptian	
316S Optical Illusion / Transparency			
317H Start a Stitch Diary	318H Selvedged Memories	415S Red Dress	
319S Hydrangeas		416SH Mary-Beth Mandala Appliqué	
305S Claire Wallace - Claire's Curves		L4 Danél-Marie Muller - How to Capture Music in a Quilt	
L3 Kirstie Macleod - The Red Dress		L5 Corey Ralph - Notions, Gadgets and Gizmos	
		O3 Kerrie Padmore - Patchwork Christmas Bauble	

Teachers	Tuesday, 9 July	
	09:00-12:00	14:00-17:00
Alet Davy	501H Crazy ShweShwe	
Annette McMaster	514S Freestyle Fun	
Beverley Rebelo	502S Ugly Sisters	
Erla Cilliers	503S Magic Quilt In A Day	
John Cole-Morgan	504S Fire and Ice	
Joy Clark	505S Organic Vase of Flowers	
Kathryn Harmer Fox	407SH Sew a Bowl (Continued)	
Kirstie Macleod	506H Threads of Identity	
Macky Cilliers	507S Corn Plaster Embroidery	
Mari Strydom	508S Funky Cats with Attitude	
Marilyn Pretorius	411D Mixed Media Textiles (Continued)	
Merle Gilson	515S Embellished Camel	
Paul Schutte	509S Picture Constructed from Torn Strips	
Rosalie Dace	510S Fire - Blazing Day	
Telene Jeffrey	511S Feather Fun	
Tentmakers of Cairo	516S Stitch Like an Egyptian	
Tracy Jackson	512S Nature In Textured Textiles	
Wilna Heyneke	416SH (Continued)	513H Perfect Appliqué
LECTURES	L6 Marline Turner - How Quilting Came to South Africa	
ONLINE CLASS	O4 Tracy Perks - Marvellous Mushrooms	

Class Key

H - Half Day Class

S - One Day Class

SH - One and a Half Day Class

D - Two Day Class

L - Lectures

O - Online Class

BERNINA daily FREE demos *

* Please book your spot at the BERNINA stand.

Handi Quilter - Playtime *

* Please book your spot from 14:00-17:00 at the Handi Quilter stand.



"Every word and every being come knocking at your door, bringing you their mystery. If you are open to them, they will flood you with their riches." Irénée Guilane Dioh

FRIDAY, 5 JULY
113S

Embroidered Mandala

Rosemary Perry




Learn to design a one-of-a-kind circular embroidery. Coloured pencils and threads will add more detail, dimension and colour. Explore several embroidery stitches that will further enhance your mandala; and then continue stitching your work of art at your own leisure.

Level: All Levels
Cost: R500
Cost of kit: R15

FRIDAY, 5 JULY
114S

FMQ 101

Telene Jeffrey



Free motion quilting for both long arm and domestic machine quilters. The ultimate class for absolute beginners and intermediate quilters alike. Telene will share all her tips to get you quilting like a pro!

Level: Beginner / Intermediate
Cost: R500
Cost of kit: R250

FRIDAY, 5 JULY
115H

Thread Painted Butterfly

Tilly de Harde



Tilly will show you how to create this vibrant butterfly in your favourite colours! You will learn Tilly's thread painting stitch, how to blend thread colours, use tulle as a background fabric and draw your own butterfly. Come and play along.

Level: All Levels
Cost: R250
Cost of kit: R80

Detailed description, larger photos and student requirements are available on the Festival website.

FRIDAY, 5 JULY
116H

Thread Painting a Strelitzia

Tilly de Harde



Tilly is going to show you how to have a zero-waste policy by using your machine compost! Tilly will share all her knowledge of thread painting; the dos and don'ts of stabilizers and how to blend your colours beautifully. Join her for a fun class!

Level: Intermediate

Cost: R250

Cost of kit: R160

FRIDAY, 5 JULY
117S

Colour Carnival

Wilna Heyneke



Learn various 3D appliqué techniques: flat appliqué, double appliqué, padded appliqué, raw-edge appliqué, strip appliqué, prairie points, yo-yos and frills. One of each will be completed in class for students to assemble at home. The quilt-as-you-go technique will be demonstrated.

Level: Intermediate


Cost: R500

Cost of kit: R100

FRIDAY, 5 JULY
118S

Fun Feathers and Fill Patterns

Merle Gilson



In this class you will learn how to quilt three different feather designs, a variety of fill patterns, a central motif, micro-quilting and a design ideal for freehand edge-to-edge quilting. You will learn how to draw and quilt all these designs.

Level: All Levels

Cost: R500

Cost of kit: R200

Detailed description, larger photos and student requirements are available on the Festival website.



Handi Quilter
SOUTH AFRICA

HQ AMARA™ MOXIE™
BY HANDI QUILTER
Pro-Stitcher®

Join the Handi Quilter Family
for the Ultimate Experience in
Longarm Quilting!

Real Service,
Real Education,
Real Value!

Claire Wallace: 082 562 5983, info@handiquiltersa.com

WWW.HANDIQUILTERSA.COM



SATURDAY, 6 JULY
2015

Never-Ending Log Cabin

Alet Davy



A modern take on the traditional log cabin block. Only two fabrics are necessary - the background and the feature fabric. Two different cutting measurements will be given, depending on the size the student wants to make the final article. Modern Quilting will be discussed.

Level: Intermediate
Cost: R500

SATURDAY, 6 JULY
2025

Five Star Mini

Annie Du Toit



Learn how to choose the appropriate fabrics to achieve the desired effect for mini quilts. The pattern consists of triangles with the stitch-and-fold method and foundation paper piecing.

Level: Intermediate
Cost: R500

SATURDAY, 6 JULY
2035

Lozenge

Beverly Rebelo



This course is similar to English paper piecing. Students will learn how to fussy-cut fabric easily to create wondrous effects; make their own paper templates; apply the fabric to paper templates and stitch the shapes together to make a 10" x 10" block.

Level: All Levels
Cost: R650
Cost of kit: R100

Detailed description, larger photos and student requirements are available on the Festival website.

SATURDAY, 6 JULY
204SH

Intermediate Free Motion Quilting

Carolyn Trezona



If you need a free motion challenge, come along to begin your whole-cloth quilt journey! Carolyn will guide you through the process of quilting your blocks and then show you the 'quilt-as-you-go' method of joining your blocks together.

Level: Intermediate
Cost: R750

SATURDAY, 6 JULY
205S

Botanical Echoes In Cloth

Dewald Compion



Capture the splendour of nature on cotton as you learn to make your own unique prints on fabric, using leaves and flowers in this fun hands-on workshop. Be prepared to be amazed by the natural beauty of botanical printing.

Level: Beginner
Cost: R500
Cost of kit: R250

SATURDAY, 6 JULY
206S

Blue and White Porcelain Jar

Elaine Barnard



Come and make your very own Porcelain Jar to use as part of a quilt, a wall hanging or a bowl. You will have a choice of 10 Porcelain Jar patterns to choose from. Come, sit back and enjoy this hand appliqué and embroidery class.

Level: All
Cost: R500
Cost of kit: R250

Detailed description, larger photos and student requirements are available on the Festival website.

SATURDAY, 6 JULY
207S

Sunburst

Janet Waring



Learn the technique of foundation paper piecing which makes accurate stars and fine points.

Level: Intermediate
Cost: R500

SATURDAY, 6 JULY
208H

Threads of Identity

Kirstie Macleod



Let the Red Dress inspire you as you look at the varied styles of embroidery and the Dress's themes of identity and personal expression. Using simple stitches, the group will be encouraged to explore their own voices to create a meaningful and unique design.

Level: All
Cost: R400

SATURDAY, 6 JULY
209SH

Art in a Vase

Mari Claase



Enjoy the freedom to explore the exciting possibilities of unusual shapes and textures with a burst of colour. Produce lovely, contemporary flowers, ART IN A VASE! At the same time, learn about shadows and shades the easy way. This is arty quilting at its best!

Level: Intermediate
Cost: R750
Cost of kit: R150

Detailed description, larger photos and student requirements are available on the Festival website.

SATURDAY, 6 JULY
210H

Fabric Beads

Mari Strydom



Your art/innovative quilts are begging you for an attractive edge decoration! Let's play and create beautiful fabric beads to be used with them. We will be burning them, putting holes in them, decorating them with thread. You will not want to leave the class.

Level: All levels
Cost: R250

SATURDAY, 6 JULY
211H

My Own Bag (Kids only)

Mari Strydom



Kids, come to sew your own bag on a sewing machine. You will get a bear in a suitcase which will be your free entry into a competition to win a Husqvarna Viking sewing machine. Come along to a fun class aimed directly at kids.

Level: Children
Cost: R250
Cost of kit: Included in class fee

SATURDAY, 6 JULY
212S

Take a Chance, Sew and Throw

Rosemary Perry



This class is a fun quilting game. Apply the clues and sew the appropriate block. Take a chance! Throw the dice and follow the instructions to discover interesting and unexpected shapes appearing. Design your quilt top and remember the game is not over until the puzzle is solved.


Level: Confident Beginner / Intermediate
Cost: R500

Detailed description, larger photos and student requirements are available on the Festival website.

SATURDAY, 6 JULY
213S

Rulerwork Essentials

Telene Jeffrey



Quilting with rulers has been ground breaking for free motion quilters to obtain super straight lines and smooth curves. Rulers also assist with wonderful design opportunities. Telene will share all her tips to get you quilting like a pro!

Level: Beginner / Intermediate
Cost: R500
Cost of kit: R250

SATURDAY, 6 JULY
214S

Painted and Embroidered Reptile Eye

Tilly de Harde



Enjoy a little bit of machine embroidery and a lot of colouring in to create a realistic looking reptile eye. Tilly will show you how to do the embroidery and teach you all her tips and tricks for using Inktense paint blocks or pencils!

Level: Intermediate
Cost: R500
Cost of kit: R160

SATURDAY, 6 JULY
215S

Dragonfly Table Runner

Wilna Heyneke



Students will learn a reverse appliqué technique, how to do angled patchwork and three-dimensional borders. Quilting and finishing of the runner will be explained in class. The runner will measure 30cm x 120cm (12" x 50").

Level: Intermediate
Cost: R500
Cost of kit: R100

Detailed description, larger photos and student requirements are available on the Festival website.

The logo for May Gene is displayed within a green square that has a white dashed border. The words "May" and "Gene" are written in a white, cursive, handwritten-style font, stacked one above the other.

May
Gene

Specializing in
Kaffe Fassett
and Tula Pink
fabrics

Order at www.maygene.co.za
or phone May-Gene at
083 406 3342

SUNDAY, 7 JULY
301S

Flower Power

Alet Davy



Three fat quarters and three techniques – raw-edge overlapping appliqué, snippets technique for centre, novelty way of textured edging. Choose your three colours to match your decor. Suitable for a cushion, centre panel etc. Project can be completed in the class. Pattern will be provided.

Level: Intermediate

Cost: R500

SUNDAY, 7 JULY
302S

Tilda Doll

Annie Du Toit



This is a fun class learning how to make your own rag doll. The student will be taken step by step through the making and assembly of the doll. There will be kits for the doll's clothes to buy at Liefie Love.

Level: All Levels

Cost: R500

Cost of kit: R460

SUNDAY, 7 JULY
303S

Muslin Cloth Manipulations

Beverley Rebelo



Students will learn to use soft muslin cloth to create a sculptured picture through manipulation and layering. The prepared picture will be applied to a background fabric through free motion machine thread play. The finished block will be approximately A3 size.

Level: Intermediate

Cost: R650

Detailed description, larger photos and student requirements are available on the Festival website.

SUNDAY, 7 JULY
304SH

Soundwaves

Carolyn Trezona



Use those beautiful embroidery stitches on your machine and imagine them throwing their voices in stitches forming soundwaves of beauty over your cloth. Learn the basics of couching using an assortment of decorative yarns including ribbons and beads. Simple hand embroidery will add the final touch.

Level: Intermediate

Cost: R750

SUNDAY, 7 JULY
305S

Claire's Curves

Claire Wallace



Continuous line designs can be any design that is stitched in one continuous line and is an essential tool in any free motion quilter's toolbox. Claire will share all her tips to get you moving around your quilt with minimal stops and starts.

Level: Beginner / Intermediate

Cost: R500

Cost of kit: R250

SUNDAY, 7 JULY
306S

Walk the Talk

Dewald Compion



Join Dewald for a fun day of walking-foot quilting and leave with a stunning mini quilt and loads of confidence to tackle your next quilting project at home. Instructions for the mini quilt will be given before the class.

Level: Beginner

Cost: R500

Detailed description, larger photos and student requirements are available on the Festival website.

SUNDAY, 7 JULY
307S

Curved Log Cabin Cushion

Erla Cilliers



This fun foundation piecing project uses a triangle-curved log cabin design to become a hexagonal-shaped cushion cover or focal point for a square one. Come to discover and enjoy the possibilities of the curved log cabin.

Level: Intermediate
Cost: R500

SUNDAY, 7 JULY
308S

Miniature Shattered Heart

John Cole-Morgan



The shattered heart quilt is a quilt showing hope and recovery through all obstacles. This FPP design is unique and will elicit all your creative skills. An exciting project for confident sewers.

Level: Intermediate
Cost: R650
Cost of kit: R200 (Pattern)

SUNDAY, 7 JULY
309SH

Sew A Postcard

Kathryn Harmer Fox



Kathryn will teach many of the techniques that she uses in all of her past artworks through this A4-sized format including fibre embedment using scribble stitch, free motion machine embroidery, spider webbing and ragged-cord edging.

Level: All Levels
Cost: R750
Cost of kit: R300

Detailed description, larger photos and student requirements are available on the Festival website.

SUNDAY, 7 JULY
310H

Scraps To Art Quilt

Mari Strydom



Do you have a box full of beautiful scrap fabric that you can't throw away? Sew them into innovative strips waiting to be turned into an art quilt. Different ways to use these strips for stunning art quilts will be shown.

Level: All levels
Cost: R250

SUNDAY, 7 JULY
310S

Funky Faces

Macky Cilliers



Explore the use of paper in your work by fashioning a paper fabric base on which to be creative with fused appliqué, machine and hand stitching. It may be mounted onto a canvas or stitched onto a quilted background. A very relaxed stress-free class!

Level: All Levels
Cost: R500

SUNDAY, 7 JULY
311H

A Scrappy Cushion (Kids only)

Mari Strydom



You are going to make your own funky cushion for your room. With lots of different designs to choose from, you can be creative with your sewing machine. The sky is the limit!

Level: Children
Cost: R250
Cost of kit: Included in the class fee

Detailed description, larger photos and student requirements are available on the Festival website.

SUNDAY, 7 JULY
312S

Windmills of my Mind

Paul Schutte



If you want a multicoloured pieced quilt using your scraps, this is the way to go. This is an easy, mainly strip-pieced method to create a wall hanging, runner or even a bed quilt. No templates are used.

Level: All Levels
Cost: R500

SUNDAY, 7 JULY
313S

Earth – Texture Day

Rosalie Dace




Celebrate the magic of texture in the Earth as you make your small landscape with a rich variety of textured fabrics and threads in rich earthy colours. Work by hand or machine with your supplied kit, adding textured stitches and knots to complete your block.

Level: All Levels
Cost: R500
Cost of kit: R200

SUNDAY, 7 JULY
314S

Picklelicious

Rosemary Perry



Learn an easy way to stitch Pickle Dish blocks using FPP. This technique produces accurate shapes and sharp points to make perfect blocks. Curves will be easy to sew using a simple technique. Let's investigate some borders that will complement the centre medallion.

Level: All Levels
Cost: R500
Cost of kit: R20

Detailed description, larger photos and student requirements are available on the Festival website.

SUNDAY, 7 JULY
315S

Inktense Colour Me Whole

Telene Jeffrey




Quilt first and then add colour later... sounds good? Telene shows you how she creates one-of-a-kind quilted pieces without any patchwork or appliqué. It is great fun seeing your coloured wholecloth quilt develop with pencils and paint.

Level: All Levels
Cost: R500
Cost of kit: R275

SUNDAY, 7 JULY
316S

Optical Illusion/Transparency

Tilly de Harde



Using a single piece of fabric, Tilly is going to show you how to create the fascinating transparent effect that this art quilt is named after. You will have a completed artwork with a beautiful silhouette of your choice by the end of the day.

Level: Intermediate
Cost: R500
Cost of kit: R235

SUNDAY, 7 JULY
317H

Start a Stitch Diary

Tracy Jackson



Translate your thoughts, experiences and words into stitches. Slow down time while reflecting on your day and recording it in stitch. Be inspired by the beauty created on cloth while you experiment with various stitch techniques in a safe environment.

Level: All Levels
Cost: R250

Detailed description, larger photos and student requirements are available on the Festival website.

SUNDAY, 7 JULY

318H

Selvedged Memories

Tracy Jackson



Using selvedges, a piece of padded fabric will be made which will then be decorated either by machine or by hand, or both. Creating wonderful textures and learning techniques that can be applied elsewhere. This created piece can then be used for any project.

Level: All Levels

Cost: R250

SUNDAY, 7 JULY

319S

Hydrangeas

Wilna Heyneke



Students will learn various three-dimensional appliqué techniques: flat appliqué, padded appliqué, raw-edge appliqué, and rolled appliqué. At least one flower will be completed in class. The 40cm x 50cm design can be used for a bag or cushion cover.

Level: Beginner

Cost: R500

Cost of kit: R50

SUNDAY, 7 JULY

320S

Wedges Rule

Joy Clark



Joy will teach you how to make these beautiful Dresden Points as well as how to apply them to a quilt of any size, and various methods of creating additional interest to your project.

Level: Beginner / Intermediate

Cost: R500

Cost of kit: R550 (Optional)

Detailed description, larger photos and student requirements are available on the Festival website.

SUNDAY, 7 JULY

3215

Ruler Work

Merle Gilson



Using a straight-edge ruler, round rulers and the clam shell ruler to create various designs that interlock, creating circles within circles, chevrons, interlocking chains, flying geese designs and clam shells. Merle will also cover attaching beads to your project using your quilting machine.

Level: Intermediate

Cost: R500

Cost of kit: R200

Detailed description, larger photos and student requirements are available on the Festival website.

BERNINA DURBAN

For all your Sewing and Quilting needs!

Established in 1984, Bernina Durban's primary mission has been to provide an outstanding sewing experience.

As a family-owned business, we consistently upheld the highest product standards in our industry.

Our offerings feature a premium selection of Swiss sewing machines, and we understand that maintaining the excellence of these machines requires top-notch services and repairs.

All Bernina and bernette machines come with training and guarantees, ensuring you have the best sewing experience possible.

With our team of dedicated product specialists and a skilled sewing machine mechanic, you can expect comprehensive training on your sewing equipment and the added convenience of in-store repairs by authorized Bernina dealers.

Make sure you visit Bernina Durban for the ultimate sewing experience!

Shop 5; 10 Broadway; Durban North; 4051

WhatsApp - 076 310 4441

Landline - 031 564 9112

Email - bernina@berninadbn.co.za



MONDAY, 8 JULY
401S

Kandinsky's Circles

Alet Davy



Come and play with different colours, like the Russian painter, Kandinsky. The different coloured circles will be raw-edge appliquéd on a square base, which will then be stitched on a base together with the batting. Ideal for an interesting cushion.

Level: All Levels
Cost: R500

MONDAY, 8 JULY
402S

Women At Work

Beverley Rebelo



Three-dimensional appliqué combining machine and hand work. You will create at least one lady, possibly two, to make a scene of women pounding maize. Only the top layer will be sewn. The quilting will be completed at home.

Level: All Levels
Cost: R650
Cost of kit: R100

MONDAY, 8 JULY
403S

Upcycling & Slow Stitching Beautiful Fabric

Elaine Barnard



Create a piece of embroidered artwork with your own design using collage, Broderie Perse (Persian embroidery), appliqué, piecing and slow stitching techniques. Pre-loved fabric, reclaimed recycled fabric, sample books or your own favourite fabric will be transformed into a unique artwork.

Level: All Levels
Cost: R500
Cost of kit: R250

Detailed description, larger photos and student requirements are available on the Festival website.



187 Ontdekkers Service Road, Horison Park, Roodepoort
Ansie 083 307 9212 - Grace 073 176 9560
Email: ansie@loslappies.co.za

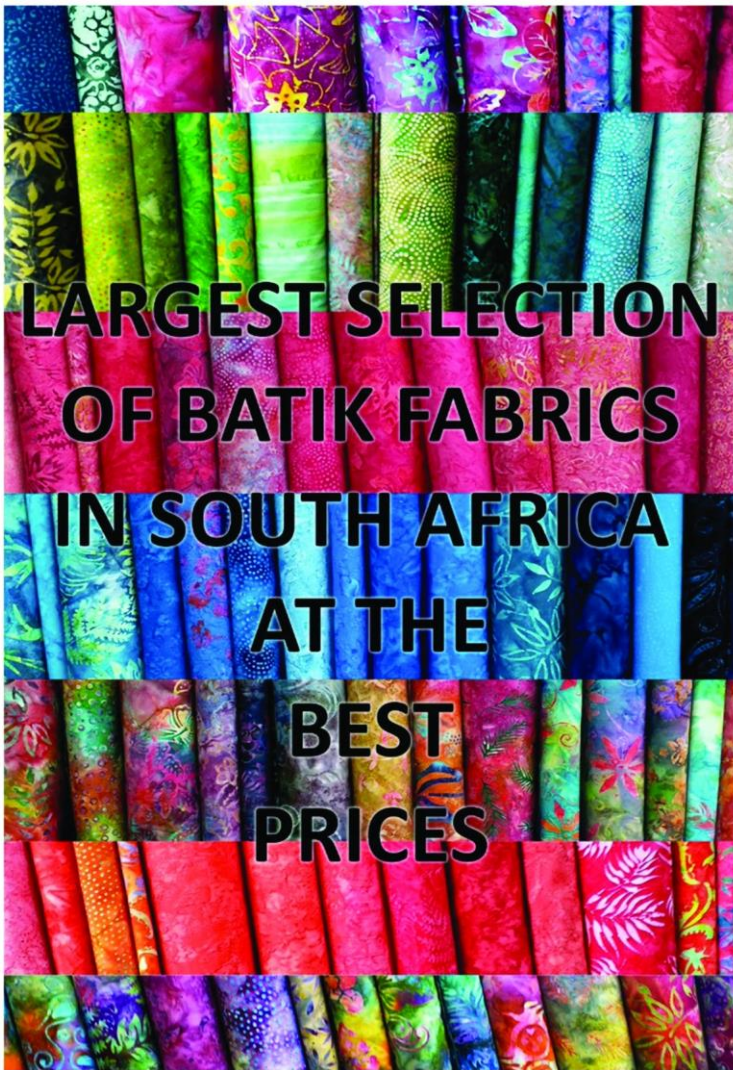
Best Priced Quilting Rulers

- Support Local -
a LARGE variety of
High & Low Shank
Quilting Rulers -

RULER
MANIA














**LARGEST SELECTION
OF BATIK FABRICS
IN SOUTH AFRICA
AT THE
BEST
PRICES**




DEBBIE'S CABIN

BERNINA Benoni

Stockist of a wide range of embroidery and quilting supplies

-  BERNINA Sewing machines
-  100% Quilters Cotton
-  Notions
-  505 Adhesive spray
-  Batting
-  Quilting kits
-  Appliqué pattens
-  Magnifying lamps
-  Rule-it designs Rulers
-  Quilting Service
-  Sewing machine services and repairs



Debbie du Toit

 0827759983

11 Toekan street, Atlasville
debbie@debbiescabin.co.za
www.debbiescabin.co.za

Follow us on




http://



MONDAY, 8 JULY
404S

Diamonds Are Forever

Erla Cilliers



In this class, students will be empowered to work easily with the diamond shape and bias edges while creating a beautiful modern table runner. Students will be guided on how to scale the design up or down to fit their personal needs.

Level: All Levels
Cost: R500

MONDAY, 8 JULY
405S

Fractions

John J Cole-Morgan



Lou Orth is a UK-based quilt designer and this quilt John J. Cole-Morgan made first in 2015. He adored making it and is proud to be able to share the process with you. Half and quarter square triangles made easy.

Level: Intermediate
Cost: R650
Cost of kit: R225

MONDAY, 8 JULY
406H

Free Form Landscape

Joy Clark



Joy will teach quilters how to create fun and easy landscapes with the clever use of fabrics, appliqué and quilting at the same time. Adding additional elements will be shown.

Level: Beginner / Intermediate
Cost: R250
Cost of kit: R450

Detailed description, larger photos and student requirements are available on the Festival website.

MONDAY, 8 JULY
407SH

Sew A Bowl

Kathryn Harmer Fox



Use your domestic sewing machine to create molded bowl shapes. The shapes will then be decorated with an image which you can hang on your wall or display on a flat surface.

Level: All Levels
Cost: R750
Cost of kit: R300

MONDAY, 8 JULY
408S

Kawandi

Macky Cilliers



Master a mindful stitching technique that will give you hours of stress-free pleasure. Learn to stitch a mini Godhari (Siddi quilt) using the Kawandi technique. You will learn all the required processes to then create any size you want to make.

Level: All Levels
Cost: R500

MONDAY, 8 JULY
409S

Veld Flowers Panel

Mari Claase



Create a small fibre art gem while playfully bending straight lines and creating movement, like wind blowing through the grass, with colour and texture. Bright little zingers will fill up all the little spaces inbetween. Easy add-on panels will be discussed in class.

Level: Beginner
Cost: R500
Cost of kit: R100

Detailed description, larger photos and student requirements are available on the Festival website.

MONDAY, 8 JULY
410S

Scrappy Fish

Mari Strydom



Do appliqué without any appliqué paper and ironing – only glue. It is easy and simple and the focus is on creativity. Learn about colour, how to create movement and how to put the emphasis on your work. It is addictive and the results are spectacular!

Level: All Levels

Cost: R500

Cost of kit: Included in class fee

MONDAY, 8 JULY
411D

Mixed Media Textiles

Marilyn Pretorius



Explore different materials and techniques to create an abstract fibre art piece in this fun workshop. Preparation of recycled teabags, different burning tools and techniques, using Lutradur, interesting edge finishes and finally, the mounting of fibre art onto an artist canvas.

Level: Intermediate / Advanced

Cost: R1000

Cost of kit: R100

MONDAY, 8 JULY
412S

Distorted Voices

Paul Schutte



With this method you will start to fill the 'clean slate' (sandwich: batting and backing fabric) with distorted/manipulated fabrics, yarns and embellishment by using your imagination to create a unique surface. Topstitch-piecing and quilting are done at the same time.

Level: All Levels

Cost: R500

Detailed description, larger photos and student requirements are available on the Festival website.

MONDAY, 8 JULY
413S

Wind – Sheer Day

Rosalie Dace



Discover the beauty of transparencies and sheers as you layer and appliqué subtle blues, greys and neutrals to create movement, mood and mystery. Work by hand or machine using raw edges, seams, creases and grooves to create see-through airy richness.

Level: All Levels


Cost: R500

Cost of kit: R200

MONDAY, 8 JULY
414H

How Do I Quilt It?

Telene Jeffrey



Students will explore various ways to quilt, taking into consideration their skill level, machine, tools available and how daring they are. Students will be shown lots of tips and tricks, and be given ideas using rulers and stencils, and go home inspired to take on their next quilt.

Level: All

Cost: R250

Cost of kit: R50

MONDAY, 8 JULY
415S

Red Dress

Tracy Jackson



Embroider and embellish your own unique Red Dress! Learn various embroidery stitches including traditional English, Indian (Kantha) and Japanese (Sashiko) stitches as well as freestyle embroidery techniques, beading, couching and adding sequins. Set your creativity free!

Level: All Levels

Cost: R500

Cost of kit: R30

Detailed description, larger photos and student requirements are available on the Festival website.

MONDAY, 8 JULY
416SH

Mary-Beth Mandala Appliqué

Wilna Heyneke



Students will learn various three-dimensional appliqué techniques: flat appliqué, double appliqué, padded appliqué, raw-edge appliqué, weaving, strip appliqué, and yo-yos. The mandala has eight sections. One full section will be completed during the class.

Level: Advanced

Cost: R750

Cost of kit: R550

MONDAY, 8 JULY
417H

Reversible Patchwork Bucket Hat

Joy Clark



Have fun with this lovely hat. You will receive the cutting instructions for any size hat. This is a no-stress class, and your hat will be finished by the end of class.

Level: Beginner / Intermediate

Cost: R250

Cost of kit: R400 (Optional)

MONDAY, 8 JULY
418S

Stitch Like an Egyptian

Tentmakers of Cairo



The Tentmakers of Cairo have become a phenomenon for their spectacular hand-appliquéd designs based on their rich cultural heritage. Come to this class to learn just how to Stitch Like an Egyptian.

Level: All

Cost: R650

Cost of kit: R200

Detailed description, larger photos and student requirements are available on the Festival website.

TUESDAY, 9 JULY
501H

Crazy ShweShwe

Alet Davy



This is a variation of the 'stitch and flip' method. Black or other colour strips are used to create a stained-glass effect. Because the pieces are worked on the foundation and batting, no extra quilting is necessary after completion.

Level: All Levels
Cost: R250

TUESDAY, 9 JULY
502S

Ugly Sisters

Beverley Rebelo




A playful workshop using Inktense pencils/sticks, strips of African fabric, thread and embellishments to create one unique lady. You will construct the top layer and can complete the quilting at home.

Level: All Levels
Cost: R650

TUESDAY, 9 JULY
503S

Magic Quilt In A Day

Erla Cilliers



An adaptation of the traditional rail fence design, this project is the perfect way to use that jelly roll that's just lying around at home waiting to be magically transformed into a quilt or tablecloth in just one day.


Level: Beginner
Cost: R500

Detailed description, larger photos and student requirements are available on the Festival website.

TUESDAY, 9 JULY
504S

Fire and Ice

John Cole-Morgan



A modern advanced FPP class making something truly special, leaving the maker with an incredibly beautiful modern quilt.

Level: Intermediate
(Confident with FPP)

Cost: R650

Cost of kit: R200 (Pattern)

TUESDAY, 9 JULY
505S

Organic Vase of Flowers

Joy Clark



Joy will teach quilters how to create a floral wall-hanging using a collage method to place fabrics using tonal values and shapes, appliqué and quilt it at the same time. The creation of interest using various methods will be covered.

Level: Beginner / Intermediate

Cost: R500

Cost of kit: R550

TUESDAY, 9 JULY
506H

Threads of Identity

Kirstie Macleod



Let the Red Dress inspire you as you look at the varied styles of embroidery and the Dress's themes of identity and personal expression. Using simple stitches, the group will be encouraged to explore their own voices to create a meaningful and unique design.

Level: All

Cost: R400

Detailed description, larger photos and student requirements are available on the Festival website.

TUESDAY, 9 JULY
507S

Corn Plaster Embroidery

Macky Cilliers



In this class Macky will share the techniques she uses when doing her corn plaster embroidery. These beautiful embroideries have many application possibilities. Not an embroiderer?... the stitches used are very simple and Macky will demonstrate how to do them.

Level: All Levels
Cost: R500

TUESDAY, 9 JULY
508S

Funky Cats with Attitude

Mari Strydom



The cats have come to visit. Freestyle reverse machine appliqué will transform them into stylish cats. Different machine techniques will be covered: chenille work, tassels, attaching trims, buttons, raised embroidery, couching, candlewicking, 3D appliqué. Learn what your machine can do.

Level: All Levels
Cost: R500
Cost of kit: Included in class fee

TUESDAY, 9 JULY
509S

Picture Constructed from Torn Strips

Paul Schutte



Create a small scene with torn strips and/or selvages on a prepared sandwich. Raw edges and embellishments will provide added texture to this 'topstitch-piecing-and-quilting-method'. A quick and easy way to create a stylistic pictorial wall hanging.

Level: All Levels
Cost: R500

Detailed description, larger photos and student requirements are available on the Festival website.

TUESDAY, 9 JULY
510S

Fire – Blazing Day

Rosalie Dace



Make the blazing hot colours and patterns unite into your fiery masterpiece as you assemble triangular shapes in a variety of hot reds, oranges, pinks, and yellow silks, cottons, and touches of metallic thread. Work by hand or machine to set the world on fire!

Level: All Levels
Cost: R500
Cost of kit: R200

TUESDAY, 9 JULY
511S

Feather Fun

Telene Jeffrey



A one-day dive into fantastic feathers! Quilting free motion feathers is greatly admired and achievable. Telene will share all her tips to get you quilting like a pro!

Level: Beginner / Intermediate
Cost: R500
Cost of kit: R250

TUESDAY, 9 JULY
512S

Nature in Textured Textiles

Tracy Jackson



An exercise in trellis work and filler stitches. Learn the basics of trellis work which will set you on a creative journey into designing your own trellis combinations. Also learn how to combine basic traditional embroidery stitches in unusual ways.

Level: All Levels
Cost: R500

Detailed description, larger photos and student requirements are available on the Festival website.

TUESDAY, 9 JULY
513H

Perfect Appliqué

Wilna Heyneke




Students will learn appliqué tips, tricks and shortcuts on tracing, cutting, assembling and sewing, especially with regards to small intricate appliqué or difficult designs.

Level: All Levels
Cost: R250
Cost of kit: R150

TUESDAY, 9 JULY
514S

Freestyle Fun

Annette McMaster



This is a basic technique class during which students will learn how to use an ordinary domestic sewing machine to create stunning effects like machine-made lace, wrapped cords, machine-sewn beads, eyelets, couched braids and fringes.

Level: All Levels
Cost: R500

TUESDAY, 9 JULY
515S

Embellished Camel

Merle Gilson



Create this project with free-motion thread painting and yarn couching. You will add embroidery to the tail, plait and embellish the reins, make eyelashes and tassels, and pad his body. Use your sewing machine to embellish the blanket and attach it to the camel.

Level: All Levels
Cost: R500
Cost of kit: R250

Detailed description, larger photos and student requirements are available on the Festival website.

TUESDAY, 9 JULY
516S

Stitch Like an Egyptian

Tentmakers of Cairo



The Tentmakers of Cairo have become a phenomenon for their spectacular hand-appliquéd designs based on their rich cultural heritage. Come to this class to learn just how to Stitch Like an Egyptian.

Level: All
Cost: R650
Cost of kit: R200



SATURDAY, 6 JULY & MONDAY, 8 JULY
FREE
Longarm Test Drive
BERNINA

Make a booking at the **BERNINA** Stand for a 60-minute slot in the **BERNINA** Class to experiment with, and experience working on mid/long-arm machines – either fitted to quilt frames or set up as sit-down machines, at **NO CHARGE!**



MONDAY, 8 JULY
FREE
Handi Quilter Playtime
HANDI QUILTER

Come and join one of our longarm experts for some Playtime on a variety of Handi Quilter Longarm machines. It's the best way to decide which machine is your perfect partner! Book a slot between 14h00 and 17h00 at our shop during the Festival, at **NO CHARGE!**

Detailed description, larger photos and student requirements are available on the Festival website.



**Join Nanet from Cottonball at
the 22nd South African International Quilt Festival
to see her demonstrations on the
Juki Longarm J-350 QVP
and the range of Juki domestic
sewing and quilting machines.
Show Specials will be available.
cell: 0824964912 www.cottonball.co.za**



TIMES	Friday
8h00 - 9h00	M11 Carol Hodsdon - Iron Caddy and Mat
9h30 - 10h30	M12 Carol Hodsdon - Triangle Gems
11h00 - 12h00	M13 Carol Hodsdon - Cathedral Windows
12h30 - 13h30	Agnes Smit - 3D Textured Art
14h00 - 15h00	M14 Carol Hodsdon - Inset Circles
15h30 - 16h30	M15 May-Gene - Dinky Dresden
17h00 - 18h00	M16 Tracy Bouras - Cards with Heart
TIMES	Sunday
8h00 - 9h00	M31 Elaine Barnard - A Bowl Full of Buttons
9h30 - 10h30	M32 Elaine Barnard - Gloves, Winter's Coming
11h00 - 12h00	M33 Debbie- Becker - When Wonky Works
12h30 - 13h30	Moirna Snyman - Be Creative with Rope!
14h00 - 15h00	M34 Danél-Marie Muller - Weave A Heart
15h30 - 16h30	M35 May-Gene - Dinky Dresden
17h00 - 18h00	M36 Danél-Marie Muller - Paper Foundation Piecing 101
TIMES	Tuesday
8h00 - 9h00	M51 Carol Hodsdon - Iron Caddy and Mat
9h30 - 10h30	M52 Carol Hodsdon - Triangle Gems
11h00 - 12h00	M53 Carol Hodsdon - Cathedral Windows
12h30 - 13h30	Linda Venter - Quilting with Rulers
14h00 - 15h00	M54 Carol Hodsdon - Inset Circles
15h30 - 16h30	M55 May-Gene - Dinky Dresden
17h00 - 18h00	M56 Kristin Bowdler - Doodling: Square Flowers

Saturday
M21 Macky Cilliers - Tassels
M22 Macky Cilliers - Snippet Rolls
M23 Macky Cilliers - Scrappy Balls
Free Motion Quilting on a Table Top Quilt Frame
M24 Erla Cilliers - Perfect Binding
M25 Erla Cilliers - Gel Plate Printing
M26 Tracy Bouras - Cards with Star
Monday
M41 Debbie Becker - Create a Coin Purse
M42 Debbie Becker - Intro to Free-Motion Embroidery
M43 Helga Beaumont - Exploring Rust Dyeing
Computerized Quilting on a Domestic Sewing Machine
M44 Debbie Becker - When Wonky Works
M45 Marline Turner - How Marline Designs her Appliqué Quilts.
M46 Kristin Bowdler - Doodling: Flower Power

Class Key

Lectures

BERNINA daily FREE demos:

Please book your spot at the BERNINA stand.

22ND SOUTH AFRICAN INTERNATIONAL
QUILT FESTIVAL
 VENUE: EPWORTH SCHOOL PIETERMARITZBURG
 4-9 JULY 2024

FRIDAY, 5 JULY / TUESDAY, 9 JULY
M11 / M51

Iron Caddy and Mat

Carol Hodsdon



This handy ironing mat converts to a carry bag. Transport your iron to classes and pack it hot to take it home again.

Cost: R100
Cost of kit: R125

FRIDAY, 5 JULY / TUESDAY, 9 JULY
M12 / M52

Triangle Gems

Carol Hodsdon



Four versatile triangle gem blocks are produced with this quick and easy technique.

Cost: R100
Cost of kit: R45

FRIDAY, 5 JULY / TUESDAY, 9 JULY
M13 / M53

Cathedral Windows

Carol Hodsdon



Learn how to make cathedral window units the easy way with many variations. Students will hand stitch a single cathedral window block.

Cost: R100
Cost of kit: R25

FRIDAY, 5 JULY / TUESDAY, 9 JULY

M14 / M54

Inset Circles

Carol Hodsdon



Students will learn the very impressive technique of inserting a circle into a piece of fabric with a neatly stitched seam; clean, neat and flat. Single and overlapping circles will be taught. (Note: this is NOT an appliqué method).

Cost: R100

Cost of kit: R60

FRIDAY, 5 JULY / SUNDAY, 7 JULY /

TUESDAY, 9 JULY

M15 / M35 / M55

Dinky Dresden

May-Gené Terblanche



Make a cute mini-Dresden sample in this workshop. The sample can be used in other projects if preferred. A selection of kits will be available in class. (The kit has all Dresden pieces cut out and all materials required to complete a mug rug.)

Cost: R100

Cost of kit: R100

FRIDAY, 5 JULY

M16

Cards with Heart

Tracy Bouras



Learn to do a quilter's knot and blanket stitch around the heart. Once the batting is secured you will learn to quilt around the heart to create this quilted greeting card.

Cost: R100

Cost of kit: R100

SATURDAY, 6 JULY

M21

Tassels

Macky Cilliers



Macky will guide you through the very easy steps to make a tassel. You will also, in the process, learn how to change the size of your tassels to suit your needs.

Cost: R100

Cost of kit: R25

SATURDAY, 6 JULY

M22

Snippet Rolls

Macky Cilliers



Come to this class to learn how to make these fun and funky little Snippet Rolls. No rules....just fun to create. Macky will show you how to put them together.

Cost: R100

Cost of kit: R25

SATURDAY, 6 JULY

M23

Scrappy Balls

Macky Cilliers



Start a collection and fill a bowl! A very creative and relaxing stitching exercise to use up scraps.


Cost: R100

Cost of kit: R25

SATURDAY, 6 JULY
M24

Perfect Binding

Erla Cilliers



In this class, the students will learn how to create continuous bias binding and then apply binding perfectly to a quilt.

Cost: R100
Cost of kit: R50

SATURDAY, 6 JULY
M25

Gel Plate Printing

Erla Cilliers



Students will learn to do gel plate printing on paper and then on fabric, which can be used in quilt projects.

Cost: R100
Cost of kit: R50

SATURDAY, 6 JULY
M26

Card with Star

Tracy Bouras



Learn to do a quilter's knot and blanket stitch around the heart. Once the batting is secured you will learn to quilt around the heart to create this quilted greeting card.

Cost: R100
Cost of kit: R100

SUNDAY, 7 JULY
M31

A Bowl Full of Buttons

Elaine Barnard



Most of us are lucky enough to have inherited a tin full of buttons BUT what to do with it? Come and join a class using buttons in an innovative way and walk away with a beautiful Needle Case and a bowl full of buttons.

Cost: R100
Cost of kit: R150

SUNDAY, 7 JULY
M32

Gloves, Winter's Coming

Elaine Barnard



Be the envy of your friends with these Scandinavian folk art inspired gloves which are appliquéd and hand embroidered. Beads can be added to embellish. Warning! Be prepared to make a few extra pairs in the future for friends and family.

Cost: R100
Cost of kit: R250

SUNDAY, 7 JULY / MONDAY, 8 JULY
M33 / M44

When Wonky Works

Debbie Becker



Play with different irregular shapes to create a 5-inch mug rug while learning to quilt as you go. You may even complete a second block.

Cost: R100
Cost of kit: R15

SUNDAY, 7 JULY
M34

Wave A Heart

Danél-Marie Muller



The cutting of bias strips using the bias tool will be demonstrated. The bias strips will be used to weave vertical and horizontal strips to create a heart pattern. Students will be shown how to finish off the project with pre-cut binding.

Cost: R100
Cost of kit: R40

SUNDAY, 7 JULY
M36

Paper Foundation Piecing 101

Danél-Marie Muller



Students will learn the full process of how to do paper foundation piecing. The numbering system, where to sew and the repetitive steps will be taught. Students will learn how to join the blocks accurately. The class will conclude with show and tell.

Cost: R100
Cost of kit: R 40

MONDAY, 8 JULY
M41

Create a Coin Purse

Debbie Becker




Learn to piece a quarter square triangle using patchwork methodology. Then quilt the small block. Add a zip and complete this little purse. The kit will include all the necessary items to complete the project.

Cost: R100
Cost of kit: R25

MONDAY, 8 JULY
M42

Intro to Free Motion Embroidery

Debbie Becker



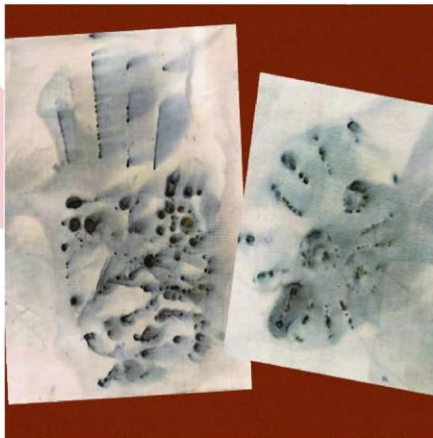
Learn to stitch words and draw using the sewing machine needle. This quick class will take away the mystery from free motion stitching. Some simple basic techniques will have you stitching confidently under Debbie's tuition.

Cost: R100
Cost of kit: R5

MONDAY, 8 JULY
M43

Exploring Rust Dyeing

Helga Beaumont



You will explore how rust stains fabric in fascinating ways. Helga will be providing all the requirements for this one-hour class: trays, zip lock bags, fabric, paper, rusty bits and pieces and the mordants. You're encouraged to collect your own rusty bits and pieces.

Cost: R100
Cost of kit: R75

MONDAY, 8 JULY
M45

How Marline Designs her Appliqué quilts

Marline Turner



Marline will show you how she goes about designing her appliqué quilts in small easily workable sections. These sections are then assembled into a full-scale double or king size quilt. She will show you how easy it is to design a border for the quilt.

Cost: R100

MONDAY, 8 JULY
M46

Doodling: Flower Power

Kristin Bowdler



In this class, you will learn how to doodle-create beautiful flowers. Once created, you will go home with your design on fabric, ready for free motion quilting. Inktense pencils can be used to enhance your design.

Cost: R100
Cost of kit: R60

TUESDAY, 9 JULY
M56

Doodling: Square Flowers

Kristin Bowdler



In this workshop you will learn how to create Kristin's Square Flowers. Once created, you will go home with your design on fabric, ready for free motion quilting. Inktense pencils can be used to enhance your design.

Cost: R100
Cost of kit: R60

FRIDAY JULY
FREE BERNINA CLASS

3D Textured Art

Bernina - Agnes Smit



made to create **BERNINA**

The magic of textured art can be so easy to achieve by using your machine accessories. Let us show you how to use your accessories creatively to create textured fabrics, surfaces and 3D effects.

Please book your spot at the BERNINA stand.

SATURDAY, 6 JULY
FREE BERNINA CLASS

Free Motion Quilting on a Tabletop Quilt Frame

Bernina - Linda Venter



made to create **BERNINA**

Quilting on your domestic sewing machine has never been easier! Come and explore how you can quilt on your existing sewing machine fitted onto a compact tabletop quilt frame. Various free-motion filler stitches as well as couching will be demonstrated. Please book your spot at the BERNINA stand.

SUNDAY, 7 JULY
FREE BERNINA CLASS

Be Creative with Rope

Bernina - Moira Snyman




made to create **BERNINA**

Join this demonstration and see how easily you can sew beautiful articles using a soft rope. You can even embellish the sewn rope background with machine embroidery, appliqué or decorative stitches. Important hints and tips will be shared during the demonstration. Please book your spot at the BERNINA stand.

MONDAY, 8 JULY
FREE BERNINA CLASS

Computerized Quilting on a Domestic Sewing Machine

Bernina - Agnes Smit



made to create **BERNINA**

Computerized quilting is not only for longarm machines on quilt frames or for those with embroidery software! Let us show you the joy of this technique on your domestic machine. Add more precision, creativity and beauty to your quilts, in no time, while having fun. Please book your spot at the BERNINA stand.

TUESDAY, 9 JULY
FREE BERNINA CLASS

Quilting With Rulers

Bernina - Linda Venter



made to create **BERNINA**

Ruler-work is one of the most rewarding techniques in machine quilting. You will be shown how to use specialized quilting rulers to create accurate, repeatable designs, straight lines, curved lines, scallops, and waves. Ruler-work is just as easily done on domestic as on long-arm machines. Please book your spot at the BERNINA stand.

Lunchtime Lectures (Daily 12h30 – 13h30)

FRIDAY, 5 JULY - L1

Visual Journeys

Sally Scott

SATURDAY, 6 JULY - L2

Conversations We Do Not Have

Coral Bijoux

SUNDAY, 7 JULY - L3

The Red Dress

Kirstie Macleod

MONDAY, 8 JULY - L4

How to Capture Music in a Quilt

Danél-Marie Muller

MONDAY, 8 JULY - L5

Notions, Gadgets and Gizmos

Corey Ralph

TUESDAY, 9 JULY - L6

How Quilting Came to South Africa

Marline Turner

Cost of lectures: R50 each



Thimbles
quilting shop

WHERE QUIRKY CREATIVES COME TOGETHER

100% COTTON FABRICS
EMBROIDERY
CROSS STITCH
DIY KITS

10 GLADSTONE ST, DURBANVILLE, CAPE TOWN.
ONLINE STORE: WWW.THIMBLESQUILTING.CO.ZA

021 975 5001



'n Verskeidenheid van...

- *Opwindende materiale en boeke*
- *Kleur gekoördineerde geskenkpakke*
- *Persoonlike etikette*

*Ons streef na lae pryse en om ons
kliënt vriendelik te bedien.*

Cecilé: 082 800 5727

Bestellings word landswyd afgelewer



Tel/Fax: (044) 873 2947
e-pos: quiltalk@telkomsa.net

Victoriastr 40
George 6530



100% COTTON 50WT
strong. thin. versatile. bold. vibrant. perfection.

AURIfil[®]
MADE IN ITALY

5 JULY @ FESTIVAL (9h00 – 12h00)
O1

Twitch Twiddle Tweak

Jennie Rayment



This course offers an innovative 3D sunflower-like design with tactile and textural features. It's easy to assemble using a unique piecing technique by Jennie. Students can explore creativity by experimenting with colours, beads, embroidery, and inserts to create a charming 20-inch square hanging, cushion, or quilt block. If you book to do this online at home, we will send you a detailed list of what to get before you do this class.

Cost: R350
Cost of kit: R200 (optional)

6 JULY @ FESTIVAL
(09h00 – 12h00 and 14h00 – 17h00)
O2

Sew Kind of Wonderful

Corey Ralph



Corey, a Sew Kind of Wonderful certified instructor will show you all the tips and tricks when using the Quilt Curve Ruler (which is included in your kit). By the end of his productive workshop you will have enough blocks to complete a runner, and the skills to create more than 40 patterns!

Cost: R650
Cost of kit: R850

8 JULY @ FESTIVAL (9h00 – 12h00)
O3

Patchwork Christmas Bauble

Kerrie Padmore



Join Kerrie to make this popular no-sew Patchwork Christmas Bauble. Should you book to do this online class at Festival, you will receive a kit. Included in your kit is everything you need to make one bauble, including full pre-cut fabric pieces and a copy of the full-colour pattern booklet, and reusable pattern. If you book to do this online at home, we will send you a detailed list of what to get before you do this class.

Cost: R350
Cost of kit: R400

These online classes available at designated times, either at Festival or at home!

04

Tracy Perks



Cost: R350

ONLINE

05

Glorious Grids – 10 FMQ Grid designs for every quilter.

Telene Jeffrey



Grid design has become a standard feature in recent free motion quilting world-wide. 10 different designs will be broken down and demonstrated, starting with four beginner friendly designs, then four intermediate and two advanced designs. Grid designs are perfect for borders, sashing and background fills. Available online for 60 days from 10 July 2024.

Cost: R350

ONLINE ON-DEMAND

CraftyMonkies
Quilting & Education

CraftyMonkeys Online Video Store!

For the very special offer to the Voices in Cloth Festival, please see pg 38 for all the details regarding the many on-demand online classes via Zoom from the United Kingdom!

These classes are available from 4th July 2024 for 60 days, at the bargain price of only GBP15 each.



**THERE WILL BE A VIRTUAL TOUR AVAILABLE TO VIEW ALL THE COMPETITION QUILTS ONLINE FROM 10 JULY 2024.
TO VIEW PLEASE PURCHASE A TICKET FOR R50 FROM [HTTPS://SAQUILTFEST2024.CO.ZA/](https://saquiltfest2024.co.za/).**

WORLD'S
FIRST &
ONLY

**Are you ready to enter a
new era of sewing?**

PFAFF
Perfection starts here.™

Introducing the PFAFF® Creative Icon™ 2, the world's first and only sewing machine with voice control and artificial intelligence detection. This revolutionary machine will give you the ultimate connectivity to reach new levels of your craft, effortlessly.

With the PFAFF® Creative Icon™ 2, you can:


- Enjoy the most advanced sewing features and functionality with free automatic software updates.
- Use **hands-free commands** to explore your most creative endeavors.
- **Connect all your mySewnet™** enabled devices wirelessly and transfer designs and information seamlessly.
- **Preview** what you plan to stitch on the fabric using the **projector feature**. Achieve perfectly placed stitching while saving time.
- **Access over 800** unique and sophisticated stitches, including floating, radiant, ribbon, lace edge, and stacking stitches.
- **Create 9mm stitches** or **edit built-in stitches** for unlimited creativity and customization of your projects.
- Sew with the **largest machine embroidery hoop** on the market (360 x 350mm), included with your machine.
- **And much more!**



**With the PFAFF Icon 2, you can create
stunning art with your voice and vision!
Quilt and embroider with ease, and let your
creativity shine with precision!**

www.pfaffsa.co.za | lancaster1@pfaffsa.co.za


deluxe
F A B R I C S
ESTABLISHED 1974



Widest Range Of Quilting Cotton In Africa



*Proud Stockists
Of 3 Cats
Shwe Shwe
By Da Gama*



WORLDWIDE SHIPPING

www.deluxefabrics.co.za

